

FY 2022
ANNUAL TAX INCREMENT FINANCE
REPORT




STATE OF ILLINOIS
COMPTROLLER
SUSANA A. MENDOZA

Name of Municipality: City of Springfield Reporting Fiscal Year: 2022
 County: Sangamon Fiscal Year End: 2/28/2022
 Unit Code: 083/120/30

FY 2022 TIF Administrator Contact Information-Required

First Name: Ravi Last Name: Doshi
 Address: 800 East Monroe, Room 107 Title: TIF Administrator
 Telephone: (217) 789-2377 City: Springfield Zip: 62701
 E-mail: ravi.doshi@springfield.il.us

I attest to the best of my knowledge, that this FY 2022 report of the redevelopment project area(s)
 in the City/Village of: Springfield
 is complete and accurate pursuant to Tax Increment Allocation Redevelopment Act [65 ILCS 5/11-74.4-3 et. seq.] and or Industrial Jobs
 Recovery Law [65 ILCS 5/11-74.6-10 et. seq.].

 Written signature of TIF Administrator _____ Date 11.1.22

Section 1 (65 ILCS 5/11-74.4-5 (d) (1.5) and 65 ILCS 5/11-74.6-22 (d) (1.5)*)

FILL OUT ONE FOR EACH TIF DISTRICT

Name of Redevelopment Project Area	Date Designated MM/DD/YYYY	Date Terminated MM/DD/YYYY
Central Area (Downtown)	11/29/1981	12/27/2028
Far East Side	2/23/1995	2/22/2030
Enos Park Neighborhood	12/16/1997	12/15/2020
SHA (Madison Park Place)	12/16/1999	12/15/2022
Northeast	12/2/2003	12/1/2026
Jefferson Crossing	9/7/2007	9/7/2030
MacArthur Boulevard Corridor	2/21/2012	2/21/2035
Dirksen Parkway Commercial	12/18/2012	12/18/2035
Peoria Road	11/7/2017	11/7/2039
Lumber Lane	10/30/2018	10/30/2041

*All statutory citations refer to one of two sections of the Illinois Municipal Code: The Tax Increment Allocation Redevelopment Act [65 ILCS 5/11-74.4-3 et. seq.] or the Industrial Jobs Recovery Law [65 ILCS 5/11-74.6-10 et. seq.]

SECTION 2 [Sections 2 through 8 must be completed for each redevelopment project area listed in Section 1.]

FY 2022

Name of Redevelopment Project Area:

Central Area (Downtown)

Primary Use of Redevelopment Project Area*: Central Business District

*Types include: Central Business District, Retail, Other Commercial, Industrial, Residential, and Combination/Mixed.

If "Combination/Mixed" List Component Types:

Under which section of the Illinois Municipal Code was Redevelopment Project Area designated? (check one):

Tax Increment Allocation Redevelopment Act

Industrial Jobs Recovery Law

Please utilize the information below to properly label the Attachments.

	No	Yes
For redevelopment projects beginning prior to FY 2022, were there any amendments, to the redevelopment plan, the redevelopment project area, or the State Sales Tax Boundary? [65 ILCS 5/11-74.4-5 (d) (1) and 5/11-74.6-22 (d) (1)] If yes, please enclose the amendment (labeled Attachment A).	X	
For redevelopment projects beginning in or after FY 2022, were there any amendments, enactments or extensions to the redevelopment plan, the redevelopment project area, or the State Sales Tax Boundary? [65 ILCS 5/11-74.4-5 (d) (1) and 5/11-74.6-22 (d) (1)] If yes, please enclose the amendment, enactment or extension, and a copy of the redevelopment plan (labeled Attachment A).		
Certification of the Chief Executive Officer of the municipality that the municipality has complied with all of the requirements of the Act during the preceding fiscal year. [65 ILCS 5/11-74.4-5 (d) (3) and 5/11-74.6-22 (d) (3)] Please enclose the CEO Certification (labeled Attachment B).		X
Opinion of legal counsel that municipality is in compliance with the Act. [65 ILCS 5/11-74.4-5 (d) (4) and 5/11-74.6-22 (d) (4)] Please enclose the Legal Counsel Opinion (labeled Attachment C).		X
Statement setting forth all activities undertaken in furtherance of the objectives of the redevelopment plan, including any project implemented and a description of the redevelopment activities. [65 ILCS 5/11-74.4-5 (d) (7) (A and B) and 5/11-74.6-22 (d) (7) (A and B)] If yes, please enclose the Activities Statement (labeled Attachment D).		X
Were any agreements entered into by the municipality with regard to the disposition or redevelopment of any property within the redevelopment project area or the area within the State Sales Tax Boundary? [65 ILCS 5/11-74.4-5 (d) (7) (C) and 5/11-74.6-22 (d) (7) (C)] If yes, please enclose the Agreement(s) (labeled Attachment E).	X	
Is there additional information on the use of all funds received under this Division and steps taken by the municipality to achieve the objectives of the redevelopment plan? [65 ILCS 5/11-74.4-5 (d) (7) (D) and 5/11-74.6-22 (d) (7) (D)] If yes, please enclose the Additional Information (labeled Attachment F).	X	
Did the municipality's TIF advisors or consultants enter into contracts with entities or persons that have received or are receiving payments financed by tax increment revenues produced by the same TIF? [65 ILCS 5/11-74.4-5 (d) (7) (E) and 5/11-74.6-22 (d) (7) (E)] If yes, please enclose the contract(s) or description of the contract(s) (labeled Attachment G).	X	
Were there any reports <u>submitted to</u> the municipality <u>by</u> the joint review board? [65 ILCS 5/11-74.4-5 (d) (7) (F) and 5/11-74.6-22 (d) (7) (F)] If yes, please enclose the Joint Review Board Report (labeled Attachment H).		X
Were any obligations issued by the municipality? [65 ILCS 5/11-74.4-5 (d) (8) (A) and 5/11-74.6-22 (d) (8) (A)] If yes, please enclose any Official Statement (labeled Attachment I). If Attachment I is answered yes, then the Analysis must be attached (labeled Attachment J).	X	
An analysis prepared by a financial advisor or underwriter, chosen by the municipality, setting forth the nature and term of obligation; projected debt service including required reserves and debt coverage; and actual debt service. [65 ILCS 5/11-74.4-5 (d) (8) (B) and 5/11-74.6-22 (d) (8) (B)] If attachment I is yes, the Analysis and an accompanying letter from the municipality outlining the contractual relationship between the municipality and the financial advisor/underwriter <u>MUST</u> be attached (labeled Attachment J).	X	
Has a cumulative of \$100,000 of TIF revenue been deposited into the special tax allocation fund? 65 ILCS 5/11-74.4-5 (d) (2) and 5/11-74.6-22 (d) (2) If yes, please enclose Audited financial statements of the special tax allocation fund (labeled Attachment K).		X
Cumulatively, have deposits of incremental taxes revenue equal to or greater than \$100,000 been made into the special tax allocation fund? [65 ILCS 5/11-74.4-5 (d) (9) and 5/11-74.6-22 (d) (9)] If yes, the audit report shall contain a letter from the independent certified public accountant indicating compliance or noncompliance with the requirements of subsection (q) of Section 11-74.4-3 (labeled Attachment L).		X
A list of all intergovernmental agreements in effect to which the municipality is a part, and an accounting of any money transferred or received by the municipality during that fiscal year pursuant to those intergovernmental agreements. [65 ILCS 5/11-74.4-5 (d) (10)] If yes, please enclose the list only, not actual agreements (labeled Attachment M).	X	
For redevelopment projects beginning in or after FY 2022, did the developer identify to the municipality a stated rate of return for each redevelopment project area? Stated rates of return required to be reported shall be independently verified by a third party chosen by the municipality. If yes, please enclose evidence of third party verification, may be in the form of a letter from the third party (labeled Attachment N).	X	

SECTION 3.1 [65 ILCS 5/11-74.4-5 (d)(5)(a)(b)(d)] and (65 ILCS 5/11-74.6-22 (d) (5)(a)(b)(d)]

FY 2022

Name of Redevelopment Project Area:

Central Area (Downtown)

Provide an analysis of the special tax allocation fund.

Special Tax Allocation Fund Balance at Beginning of Reporting Period \$ (843,308)

SOURCE of Revenue/Cash Receipts:	Revenue/Cash Receipts for Current Reporting Year	Cumulative Totals of Revenue/Cash Receipts for life of TIF	% of Total
Property Tax Increment	\$ 3,221,464	\$ 102,149,410	82%
State Sales Tax Increment		\$ 3,119,513	3%
Local Sales Tax Increment			0%
State Utility Tax Increment			0%
Local Utility Tax Increment			0%
Interest	\$ 5,199	\$ 7,568,616	6%
Land/Building Sale Proceeds			0%
Bond Proceeds			0%
Transfers from Municipal Sources		\$ 246,958	0%
Private Sources			0%
Other (identify source _____; if multiple other sources, attach schedule)	\$ 21,010	\$ 10,950,232	9%

All Amount Deposited in Special Tax Allocation Fund \$ 3,247,673

Cumulative Total Revenues/Cash Receipts \$ 124,034,729 100%

Total Expenditures/Cash Disbursements (Carried forward from Section 3.2) \$ 1,382,187

Transfers to Municipal Sources \$ -

Distribution of Surplus

Total Expenditures/Disbursements \$ 1,382,187

Net/Income/Cash Receipts Over/(Under) Cash Disbursements \$ 1,865,486

Previous Year Adjustment (Explain Below) \$ -

FUND BALANCE, END OF REPORTING PERIOD* \$ 1,022,178

* If there is a positive fund balance at the end of the reporting period, you must complete Section 3.3

Previous Year Explanation:

SECTION 3.2 A [65 ILCS 5/11-74.4-5 (d) (5) (c) and 65 ILCS 5/11-74.6-22 (d) (5)(c)]

FY 2022

Name of Redevelopment Project Area:

Central Area (Downtown)

**ITEMIZED LIST OF ALL EXPENDITURES FROM THE SPECIAL TAX ALLOCATION FUND
PAGE 1**

Category of Permissible Redevelopment Cost [65 ILCS 5/11-74.4-3 (q) and 65 ILCS 5/11-74.6-10 (o)]	Amounts	Reporting Fiscal Year
1. Cost of studies, surveys, development of plans, and specifications. Implementation and administration of the redevelopment plan, staff and professional service cost.		
		\$ -
2. Annual administrative cost.		
Personal Services	189,799	
Contractual Services	666,607	
Commodities	387	
		\$ 856,793
3. Cost of marketing sites.		
		\$ -
4. Property assembly cost and site preparation costs.		
		\$ -
5. Costs of renovation, rehabilitation, reconstruction, relocation, repair or remodeling of existing public or private building, leasehold improvements, and fixtures within a redevelopment project area.		
Redevelopment projects	500,000	
		\$ 500,000
6. Costs of the construction of public works or improvements.		
		\$ -

SECTION 3.2 A

PAGE 2

7. Costs of eliminating or removing contaminants and other impediments.		
		\$ -
8. Cost of job training and retraining projects.		
Business Training Services	25,000	
		\$ 25,000
9. Financing costs.		
		\$ -
10. Capital costs.		
	-	
		\$ -
11. Cost of reimbursing school districts for their increased costs caused by TIF assisted housing projects.		
		\$ -
12. Cost of reimbursing library districts for their increased costs caused by TIF assisted housing projects.		
		\$ -

**SECTION 3.2 A
PAGE 3**

13. Relocation costs.		
		\$ -
14. Payments in lieu of taxes.		
		\$ -
15. Costs of job training, retraining, advanced vocational or career education.		
Tuition	300	
		\$ 300
16. Interest cost incurred by redeveloper or other nongovernmental persons in connection with a redevelopment project.		
		\$ -
17. Cost of day care services.		
		\$ -
18. Other.		
Travel	94	
		\$ 94

TOTAL ITEMIZED EXPENDITURES		\$ 1,382,187
------------------------------------	--	---------------------

SECTION 3.3 [65 ILCS 5/11-74.4-5 (d) (5d) 65 ILCS 5/11-74.6-22 (d) (5d)]

FY 2022

Name of Redevelopment Project Area:

Central Area (Downtown)

Breakdown of the Balance in the Special Tax Allocation Fund At the End of the Reporting Period by source

FUND BALANCE BY SOURCE	\$ 1,022,178
------------------------	--------------

1. Description of Debt Obligations	Amount of Original Issuance	Amount Designated
Total Amount Designated for Obligations	\$ -	\$ -

2. Description of Project Costs to be Paid	Amount of Original Issuance	Amount Designated
Sangamon County Treasurer	\$	11,200,000
DK Collection SPI	\$	450,000
Total Amount Designated for Project Costs	\$	11,650,000

TOTAL AMOUNT DESIGNATED	\$ 11,650,000
--------------------------------	---------------

SURPLUS/(DEFICIT)	\$ (10,627,822)
--------------------------	-----------------

SECTION 4 [65 ILCS 5/11-74.4-5 (d) (6) and 65 ILCS 5/11-74.6-22 (d) (6)]

FY 2022

Name of Redevelopment Project Area:

Central Area (Downtown)

Provide a description of all property purchased by the municipality during the reporting fiscal year within the redevelopment project area.

X	Indicate an 'X' if no property was acquired by the municipality within the redevelopment project area.
----------	---

Property (1):	
Street address:	
Approximate size or description of property:	
Purchase price:	
Seller of property:	

Property (2):	
Street address:	
Approximate size or description of property:	
Purchase price:	
Seller of property:	

Property (3):	
Street address:	
Approximate size or description of property:	
Purchase price:	
Seller of property:	

Property (4):	
Street address:	
Approximate size or description of property:	
Purchase price:	
Seller of property:	

Property (5):	
Street address:	
Approximate size or description of property:	
Purchase price:	
Seller of property:	

Property (6):	
Street address:	
Approximate size or description of property:	
Purchase price:	
Seller of property:	

Property (7):	
Street address:	
Approximate size or description of property:	
Purchase price:	
Seller of property:	

SECTION 5 [20 ILCS 620/4.7 (7)(F)]

FY 2022

Name of Redevelopment Project Area:

Central Area (Downtown)

PAGE 1

Page 1 **MUST** be included with TIF report. Pages 2 and 3 are to be included **ONLY** if projects are listed.

Select **ONE** of the following by indicating an 'X':

1. NO projects were undertaken by the Municipality Within the Redevelopment Project Area.	
--	--

2. The Municipality DID undertake projects within the Redevelopment Project Area. (If selecting this option, complete 2a.)	X
---	----------

2a. The total number of ALL activities undertaken in furtherance of the objectives of the redevelopment plan:	4
--	----------

LIST ALL projects undertaken by the Municipality Within the Redevelopment Project Area:

	11/1/99 to Date	Estimated Investment for Subsequent Fiscal Year	Total Estimated to Complete Project
TOTAL:			
Private Investment Undertaken (See Instructions)	\$ 224,968,112	\$ -	\$ 224,968,112
Public Investment Undertaken	\$ 71,522,160	\$ 2,900,000	\$ 74,422,160
Ratio of Private/Public Investment	3 8/55		3 1/44

Project 1*: Projects Closed Out in Previous Years

Private Investment Undertaken (See Instructions)	\$ 224,968,112		\$ 224,968,112
Public Investment Undertaken	\$ 51,471,707		\$ 51,471,707
Ratio of Private/Public Investment	4 33/89		4 33/89

Project 2*: Streetscape and Infrastructure Improvements

Private Investment Undertaken (See Instructions)			
Public Investment Undertaken	\$ 16,751,942	\$ 1,800,000	\$ 18,551,942
Ratio of Private/Public Investment	0		0

Project 3*: North Mansion Block (4th-5th-Capitol-Edwards)

Private Investment Undertaken (See Instructions)			
Public Investment Undertaken	\$ 1,963,909	\$ 1,000,000	\$ 2,963,909
Ratio of Private/Public Investment	0		0

Project 4*: Municipal Center Complex Upgrades (7th-9th-Monroe-Capitol)

Private Investment Undertaken (See Instructions)			
Public Investment Undertaken	\$ 1,334,602	\$ 100,000	\$ 1,434,602
Ratio of Private/Public Investment	0		0

Project 5 Name:

Private Investment Undertaken (See Instructions)			
Public Investment Undertaken			
Ratio of Private/Public Investment	0		0

Project 6 Name:

Private Investment Undertaken (See Instructions)			
Public Investment Undertaken			
Ratio of Private/Public Investment	0		0

SECTION 6 [Information requested in SECTION 6.1 is not required by law, but may be helpful in evaluating the performance of TIF in Illinois.

SECTIONS 6.2, 6.3, and 6.4 are required by law, if applicable. (65 ILCS 5/11-74.4-5(d))

FY 2022

Name of Redevelopment Project Area:

Central Area (Downtown)

SECTION 6.1-For redevelopment projects beginning before FY 2022, complete the following information about job creation and retention.

Number of Jobs Retained	Number of Jobs Created	Job Description and Type (Temporary or Permanent)	Total Salaries Paid
N/A	N/A	N/A	\$ -
			\$ -
			\$ -
			\$ -
			\$ -
			\$ -
			\$ -

SECTION 6.2-For redevelopment projects beginning in or after FY 2022, complete the following information about projected job creation and actual job creation.

The number of jobs, if any, projected to be created at the time of approval of the redevelopment agreement	The number of jobs, if any, created as a result of the development to date, for the reporting period, under the same guidelines and assumptions as was used for the projections used at the time of approval of the redevelopment agreement
N/A	N/A

SECTION 6.3-For redevelopment projects beginning in or after FY 2022, complete the following information about increment projected to be created and actual increment created.

The amount of increment projected to be created at the time of approval of the redevelopment agreement	The amount of increment created as a result of the development to date, for the reporting period, using the same assumptions as was used for the projections used at the time of the approval of the redevelopment agreement
N/A	N/A

SECTION 6.4-For redevelopment projects beginning in or after FY 2022, provide the stated rate of return identified by the developer to the municipality and verified by an independent third party, if any:

N/A

SECTION 7 [Information in the following section is not required by law, but may be helpful in evaluating the performance of TIF in Illinois.]

FY 2022

Name of Redevelopment Project Area:

Central Area (Downtown)

Provide a general description of the redevelopment project area using only major boundaries.

See Attached Legal Description and Map

Optional Documents	Enclosed
Legal description of redevelopment project area	YES
Map of District	YES

CONSERVATION - REDEVELOPMENT


PROJECT AREA BOUNDARY

LEGAL DESCRIPTION

The City of Springfield, Illinois proposes that the project area boundary for conservation - redevelopment and tax increment financing encompasses the area within the corporate limits of the City of Springfield being more particularly described as follows:

Beginning at the point of intersection of the north right-of-way line of Carpenter Street and the west right-of-way line of Second Street, said point being the north-west corner of the intersection of Carpenter Street and Second Street; thence, east along the north right-of-way line of Carpenter Street to the point of intersection with the east right-of-way line of Seventh Street; thence, south along the east right-of-way line of Seventh Street to the point of intersection with the south right-of-way line of Reynolds Street; thence, west along the south right-of-way line of Reynolds Street to the point of intersection with the east right-of-way line of Sixth Street; thence, south along the east right-of-way line of Sixth Street to the point of intersection with the north right-of-way line of Madison Street; thence, east along the north right-of-way line of Madison Street to the point of intersection with the east right-of-way line of Tenth Street; thence south along the east right-of-way line of Tenth Street to the point of intersection with the north right-of-way line of Jefferson Street; thence, east along the north right-of-way line of Jefferson Street to the point of intersection with the east right-of-way line of Eleventh Street; thence, south along the east right-of-way line of Eleventh Street to the point of intersection with the south right-of-way line of Adams Street; thence, west along the south right-of-way line of Adams Street to the point of intersection with the east right-of-way line of Tenth Street; thence, south along the east right-of-way line of Tenth Street to the point of intersection with the south right-of-way line of Capitol Street; thence, west along the south right-of-way line of Capitol Street to the point of intersection with the east right-of-way line of Seventh Street; thence, south along the east right-of-way line of Seventh Street to the point of intersection with the south right-of-way line of Edwards Street; thence, west along the south right-of-way line of Edwards Street to the point of intersection with the west right-of-way line of Fifth Street; thence, north along the west right-of-way line of Fifth Street to the point of intersection with the south right-of-way line of Jackson Street; thence, west along the south right-of-way line

of Jackson Street to the point of intersection with the west right-of-way line of Third Street; thence, north along the west right-of-way line of Third Street to the point of intersection with the south right-of-way line of Adams Street; thence, west along the south right-of-way line of Adams to a point 240 feet west of the southwest corner of Adams Street and First Street; thence, north a distance of 254 feet to a point in the north right-of-way line of an alley between Washington Street and Adams Street; thence, east along the north right-of-way line of said alley a distance of 40 feet; thence, north a distance of 238 feet to a point in the north right-of-way line of Washington Street, said point being 200 feet west of the northwest corner of First Street and Washington Street; thence, east along the north right-of-way line of Washington Street to the point of intersection with the west right-of-way line of First Street; thence, north along the west right-of-way line of First Street to the point of intersection with the north right-of-way line of Reynolds Street; thence, east along the north right-of-way line of Reynolds Street to the point of intersection with the west right-of-way line of Second Street; thence, north along the west right-of-way line of Second Street to the point of intersection with the north right-of-way line of Carpenter Street, said point being the point of beginning.



CARPENTER

REYNOLDS

MASON

MADISON

JEFFERSON

WASHINGTON

ADAMS

MONROE

CAPITOL

JACKSON

EDWARDS

KLEIN

1ST

2ND

3RD

4TH

5TH

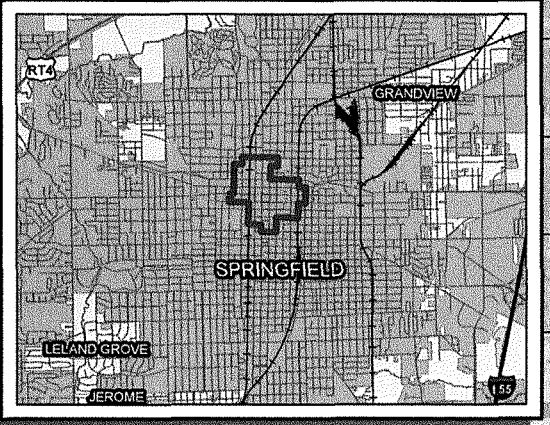
6TH

7TH

8TH

9TH

11TH



Central Area TIF District

Start Date: 12/29/1981
 End Date: 12/27/2004
 Extended : 12/31/2016

N



1 in = 500 feet

Data Source:
 Sangamon County GIS
 12/4/2018



DISCLAIMER: The Springfield-Sangamon County Regional Planning Commission hereby disclaims any and all liability or responsibility for any damage, injury, loss, claim or lawsuit arising from any error, inaccuracy or the problems with the data contained on this document, the digital media it was produced from or the digital media itself.



Office of Planning & Economic Development
City of Springfield, Illinois

James O. Langfelder
Mayor


November 1, 2022

Ms. Susana A. Mendoza
Comptroller, State of Illinois
Office of the Comptroller
100 W. Randolph, Suite 15-500
Chicago, IL 60601


Dear Ms. Mendoza,

In my capacity as Mayor of the City of Springfield, a Illinois municipal corporation, I, James O. Langfelder certify that in the preceding fiscal year the City of Springfield, Illinois has complied with all requirements of the Tax Increment Allocation Redevelopment Act [65 ILCS 5/11-74.1 *et seq.*, as amended), as it applies to the following Tax Increment Financing Districts of Springfield, Illinois: Central Area (Downtown), Far East, Enos Park, SHA (Madison Park Place), Northeast, Jefferson Crossing, MacArthur Boulevard Corridor, Dirksen Parkway Commercial, Peoria Road, and Lumber Lane in the preceding fiscal year.

Sincerely,


James O. Langfelder, Mayor
City of Springfield

Sr. Assistant Corporation Counsel
Linda A. O'Brien
Steven C. Rahn
Kateah McMasters



Rm. 313 Municipal Center East
800 East Monroe Street
Springfield, IL 62701-1689

Assistant Corporation Counsel
Brandon Woudenberg
Nicholas Correll

**OFFICE OF CORPORATION COUNSEL
CITY OF SPRINGFIELD, ILLINOIS**

Phone: (217) 789-2393
Fax: (217) 789-2397

JAMES K. ZERKLE
Corporation Counsel

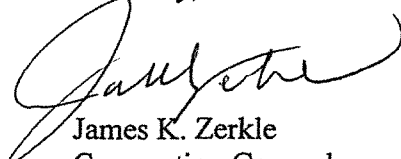
November 1, 2022

Ms. Susana A. Mendoza
Comptroller, State of Illinois
Office of the Comptroller
100 W. Randolph, Suite 15-500
Chicago, IL 60601

Dear Ms. Mendoza,

In my capacity as legal counsel for the City of Springfield, I have reviewed the procedures of the City in relation to the requirements of the Public Act [65 ILCS 5/11-74.4-5 (d) (4) and 5/11-74.6-22 (d) (4)]. In my opinion, the City of Springfield is in compliance with the Tax Increment Allocation Redevelopment act, 65 ILCS 5/11-74.4-1 *et seq.*, and the Industrials Job Recovery Law, 65 ILCS 5/11-74.6-1 *et seq.*, for each redevelopment project area in the City, namely, the Central Area (Downtown), Far East, Enos Park, SHA (Madison Park Place), Northeast, Jefferson Crossing, MacArthur Boulevard Corridor, Dirksen Parkway Commercial, Peoria Road, and Lumber Lane Tax Increment Finance Districts.

Sincerely,


James K. Zerkle
Corporation Counsel

ATTACHMENT D

CENTRAL AREA (DOWNTOWN)

Statement setting forth activities: The City of Springfield provided \$2,525.00 to the Illinois Tax Increment Association for membership fees and registration. The city provided \$1,400,000.00 to the Sangamon County Treasurer in property tax rebate. The city provided \$500,000.00 to the Young Men's Christian Association of Springfield for a project. The city provided \$25,000.00 to Innovate Springfield Inc for business training services.

FAR EAST

Statement setting forth activities: The City of Springfield provided \$4,360.50 to City Water, Light & Power for postage. The city provided \$90.00 to the Sangamon County Recorder for recording fees. The city provided \$10,830.00 to homeowners for rehabilitation. The city provided \$82,915.00 to Sangamon County as Trustee for purchase of surplus properties by ordinance.

ENOS PARK

Statement setting forth activities: The City of Springfield provided \$25,859.48 to the Department of Public Works for demolition of unsafe and dangerous vacant structures. The City provided \$500,000.00 to the Young Men's Christian Association for eligible project expenses. The City returned \$14,250.00 to Cynthia Mehl for a homeowner exterior rehabilitation project that did not take place.

SHA (MADISON PARK PLACE)

Statement setting forth activities: The City of Springfield provided \$165.12 to the Frye-Williamson Press for envelopes. The City provided \$697.88 to the State Journal-Register for advertising. The City provided \$56,927.65 to the PGAV Planners for consulting, studies, and redevelopment plans.

NORTHEAST

Statement setting forth activities: The City of Springfield provided \$257,950.42 to Sangamon County for TIF surplus payment.

JEFFERSON CROSSING

Statement setting forth activities: The City of Springfield provided \$28,109.91 to the Sangamon County Treasurer as a property tax increment refund for closure of the TIF.

MACARTHUR BOULEVARD CORRIDOR

Statement setting forth activities: There was no activity in this tax increment district.

DIRKSEN PARKWAY COMMERCIAL

Statement setting forth activities: There was no activity in this tax increment district.

PEORIA ROAD

Statement setting forth activities: There was no activity in this tax increment district.

LUMBER LANE

Statement setting forth activities: There was no activity in this tax increment district.



**Office of Planning & Economic Development
City of Springfield, Illinois**

**James O. Langfelder
Mayor**

Annual Joint Review Board Meeting
November 22, 2021
3:00 p.m.

This year, the Annual Joint Review Board Meeting will be held in-person, in the **Council Chambers** located on the 3rd Floor of the Municipal Center West Building.

Email Ravi D. Doshi at ravi.doshi@springfield.il.us with questions or call 217.789.2377 ext. 5477.

Agenda

- I. Introductions
- II. Explanation of JRB
- III. Review of Springfield's TIF Districts:
 - a. Central Area
 - b. Far East Side
 - c. Enos Park Neighborhood
 - d. S.H.A. (Madison Park Place)
 - e. Northeast
 - f. Jefferson Crossing
 - g. MacArthur Boulevard
 - h. Dirksen Parkway Commercial
 - i. Peoria Road
 - j. Lumber Lane
- IV. Public Comments
- V. Adjourn

Horath, Aaron W.

From: Wooden, Lynne
Sent: Monday, November 14, 2022 6:30 PM
To: Zerkle, James
Cc: Horath, Aaron W.; Langfelder, Jim; Frevert, Julia
Subject: Re: JRB Agenda November 22 2021.doc
Attachments: JRB Agenda November 18 2021.doc

Thanks,
Lynne

Sent from my iPhone

On Nov 14, 2022, at 5:16 PM, Zerkle, James <James.Zerkle@springfield.il.us> wrote:

Please see attached the agenda for the JRB meeting held last November 22, 2021 in the City Council chambers --- there would be an audio or video recording of the meeting --- thank you --- Jim Z

CITY OF SPRINGFIELD, ILLINOIS

Special Allocation Project Account (Downtown TIF) - Special Revenue Fund
Schedule of Revenues, Expenditures and Changes in Fund Balance - Budget and Actual
For the Fiscal Year Ended February 28, 2022

	Original Budget	Final Budget	Actual	Variance with Final Budget
Revenues				
Taxes				
Property Taxes	\$ 3,075,000	3,075,000	3,221,464	146,464
Investment Income	600	600	5,199	4,599
Miscellaneous	20,444	20,444	21,010	566
Total Revenues	3,096,044	3,096,044	3,247,673	151,629
Expenditures				
Economic Development				
Personal Services	210,775	210,775	189,799	20,976
Contractual Services	2,873,475	2,873,475	1,191,907	1,681,568
Commodities	950	950	387	563
Electronic Data Processing	1,250	1,250	—	1,250
Travel	350	350	94	256
Capital Outlay	500	500	—	500
Total Expenditures	3,087,300	3,087,300	1,382,187	1,705,113
Net Change in Fund Balance	8,744	8,744	1,865,486	1,856,742
Fund Balance - Beginning			(843,308)	
Fund Balance - Ending			<u>1,022,178</u>	



**INDEPENDENT AUDITORS' REPORT
ON COMPLIANCE**

October 25, 2022

The Honorable City Mayor
Members of the City Council
City of Springfield, Illinois

We have audited the financial statements of the governmental activities, the business-type activities, each major fund, and the aggregate remaining fund information of the City of Springfield, Illinois, as of and for the year ended February 28, 2022, and have issued our report thereon dated October 25, 2022. We conducted our audit in accordance with auditing standards generally accepted in the United States of America.

Compliance with laws, regulations, contracts, and grants applicable to tax increment financing districts is the responsibility of the City of Springfield, Illinois' management. In connection with our audit, nothing came to our attention that caused us to believe that the City failed to comply with provisions of Subsection (q) of Section 11-74.4-3 of Public Act 85-1142, "An Act in Relation to Tax Increment Financing," insofar as it relates to accounting matters for the Central Area (Downtown) Tax Increment Financing District, the Dirksen Parkway Commercial Tax Increment Financing District, the ENOS Park Neighborhood Tax Increment Financing District, the Far East Side Tax Increment Financing District, the MacArthur Boulevard Corridor Tax Increment Financing District, the Northeast Tax Increment Financing District, the SHA (Madison Park Place) Tax Increment Financing District, and the Peoria Road Redevelopment Area Tax Increment Financing District, however, our audit was not directed primarily toward obtaining knowledge of such noncompliance. Accordingly, had we performed additional procedures, other matters may have come to our attention regarding the City noncompliance with the above-referenced statute, insofar as it relates to accounting matters.

This report is intended solely for the information and use of the City Council, management, the State of Illinois, and others within the City and is not intended to be, and should not be, used by anyone other than the specified parties.

Cordially,

Lauterbach & Amen, LLP

LAUTERBACH & AMEN, LLP