

OAK PARK TOWNSHIP, ILLINOIS

ANNUAL COMPREHENSIVE
FINANCIAL REPORT

For the Fiscal Year Ended
March 31, 2022

Prepared by:

Gavin Morgan, Township Manager

OAK PARK TOWNSHIP, ILLINOIS
TABLE OF CONTENTS

	<u>Page(s)</u>
INTRODUCTORY SECTION	
Principal Officials	i
Organizational Chart	ii
Functional Organization Chart	iii
Certificate of Achievement for Excellence in Financial Reporting	iv
Transmittal Letter	v-ix
FINANCIAL SECTION	
INDEPENDENT AUDITOR’S REPORT	1-4
GENERAL PURPOSE EXTERNAL FINANCIAL STATEMENTS	
Management’s Discussion and Analysis	MD&A 1-13
Basic Financial Statements	
Government-Wide Financial Statements	
Statement of Net Position	5
Statement of Activities	6
Fund Financial Statements	
Balance Sheet	7
Reconciliation of Fund Balances of Governmental Funds to the Governmental Activities in the Statement of Net Position	8
Statement of Revenues, Expenditures and Changes in Fund Balances	9
Reconciliation of the Governmental Funds Statement of Revenues, Expenditures and Changes in Fund Balances to the Governmental Activities in the Statement of Activities	10
Notes to Financial Statements	11-31

OAK PARK TOWNSHIP, ILLINOIS
TABLE OF CONTENTS (Continued)

Page(s)

FINANCIAL SECTION (Continued)

GENERAL PURPOSE EXTERNAL FINANCIAL STATEMENTS (Continued)

Required Supplementary Information

Schedule of Revenues, Expenditures and Changes in Fund Balance - Budget and Actual	
General (Town) Fund	32
General Assistance Fund	33
Community Mental Health Fund	34
Illinois Municipal Retirement Fund	
Schedule of Changes in the Employer's Net Pension Liability and Related Ratios	35-36
Schedule of Employer Contributions	37
Other Postemployment Benefit Plan	
Schedule of Changes in the Employer's Total OPEB Liability and Related Ratios	38
Notes to Required Supplementary Information	39

**COMBINING AND INDIVIDUAL FUND
FINANCIAL STATEMENTS AND SCHEDULES**

MAJOR GOVERNMENTAL FUNDS

General (Town) Fund	
Schedule of Revenues - Budget and Actual	40
Schedule of Expenditures - Budget and Actual	41-56
General Assistance Fund	
Schedule of Revenues - Budget and Actual	57
Schedule of Expenditures - Budget and Actual	58
Community Mental Health Fund	
Schedule of Revenues - Budget and Actual	59
Schedule of Expenditures - Budget and Actual	60-63

OTHER SUPPLEMENTAL DATA

Consolidated Year End Financial Report	64
--	----

OAK PARK TOWNSHIP, ILLINOIS
TABLE OF CONTENTS (Continued)

Page(s)

FINANCIAL SECTION (Continued)

INDEPENDENT AUDITOR’S REPORT ON INTERNAL CONTROL OVER FINANCIAL REPORTING AND ON COMPLIANCE AND OTHER MATTERS BASED ON AN AUDIT OF FINANCIAL STATEMENTS PERFORMED IN ACCORDANCE WITH <i>GOVERNMENT AUDITING STANDARDS</i>	65-66
Schedule of Findings and Questioned Costs	67

STATISTICAL SECTION

Financial Trends	
Net Position by Component	68
Change in Net Position	69-70
Fund Balances of Governmental Funds	71
Changes in Fund Balances of Governmental Funds	72
Revenue Capacity	
Assessed Value and Actual Value of Taxable Property	73
Property Tax Rates - Direct and Overlapping Governments	74
Property Tax Levies and Collections	75
Principal Property Taxpayers	76
Debt Capacity	
Direct and Overlapping Governmental Activities Debt	77
Legal Debt Margin	78
Demographic Economic Information	
Demographic and Economic Information	79
Principal Employers	80
Operating Income	
Full-Time Equivalent Employees	81
Operating Indicators	82-85
Capital Assets Statistics	86

INTRODUCTORY SECTION

OAK PARK TOWNSHIP
Incorporated 1903
Township Form of Government

Officers and Officials

Elected:

Supervisor
Clarmarie I. Keenan

Clerk
DaToya Burton-Cox

Assessor
Ali EISaffar

Trustees
Eric Davis
Adekunle B. Onayemi
Tim Thomas
Margaret Trybus

Appointed:

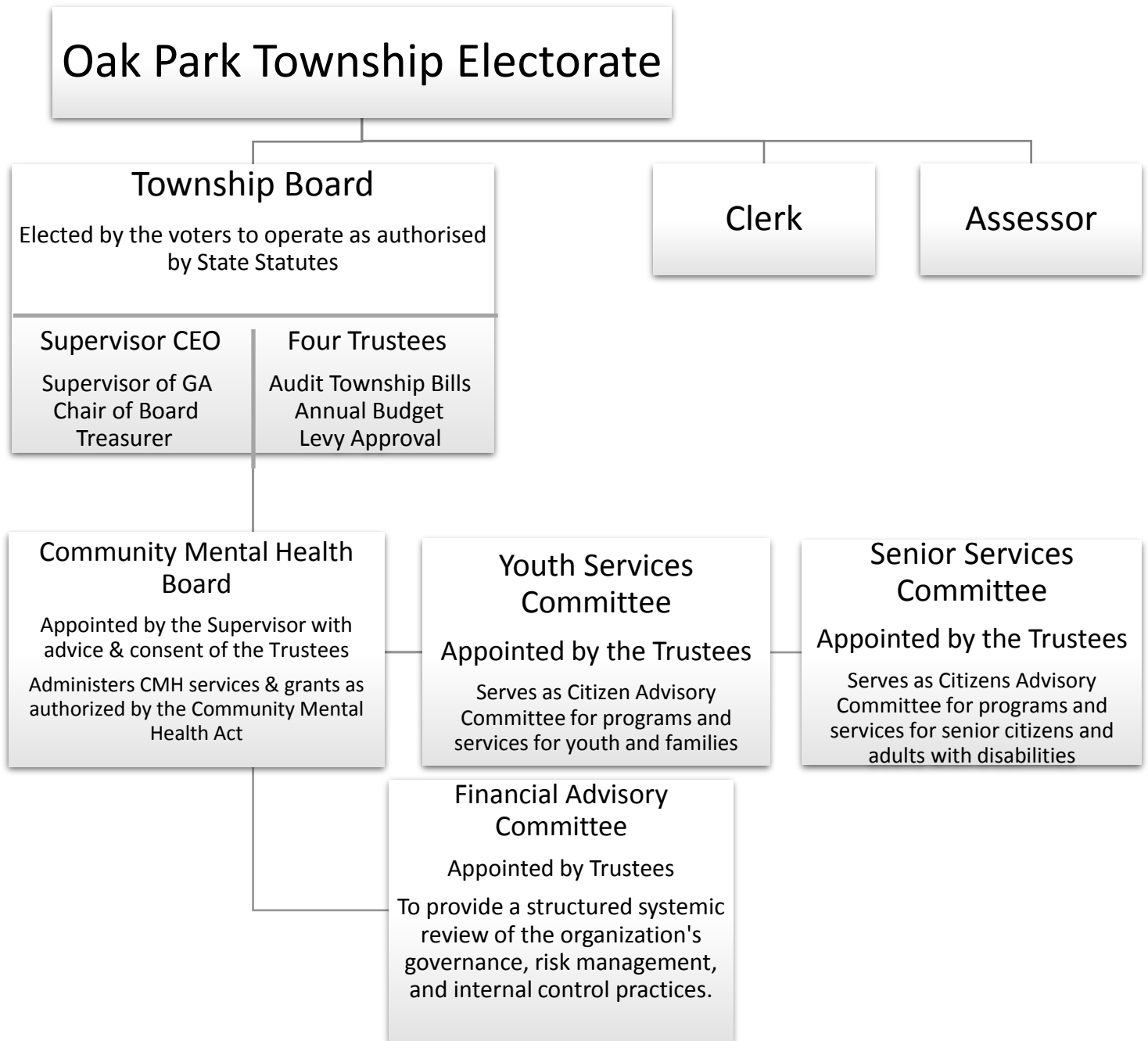
Gavin Morgan - Township Manager
Lee Howard – Finance Director
Megan Traficano - Director, Youth Services
Pamela Mahn - Director, Senior Services
Cheryl Potts - Executive Director, Community Mental Health Board

Prepared by:

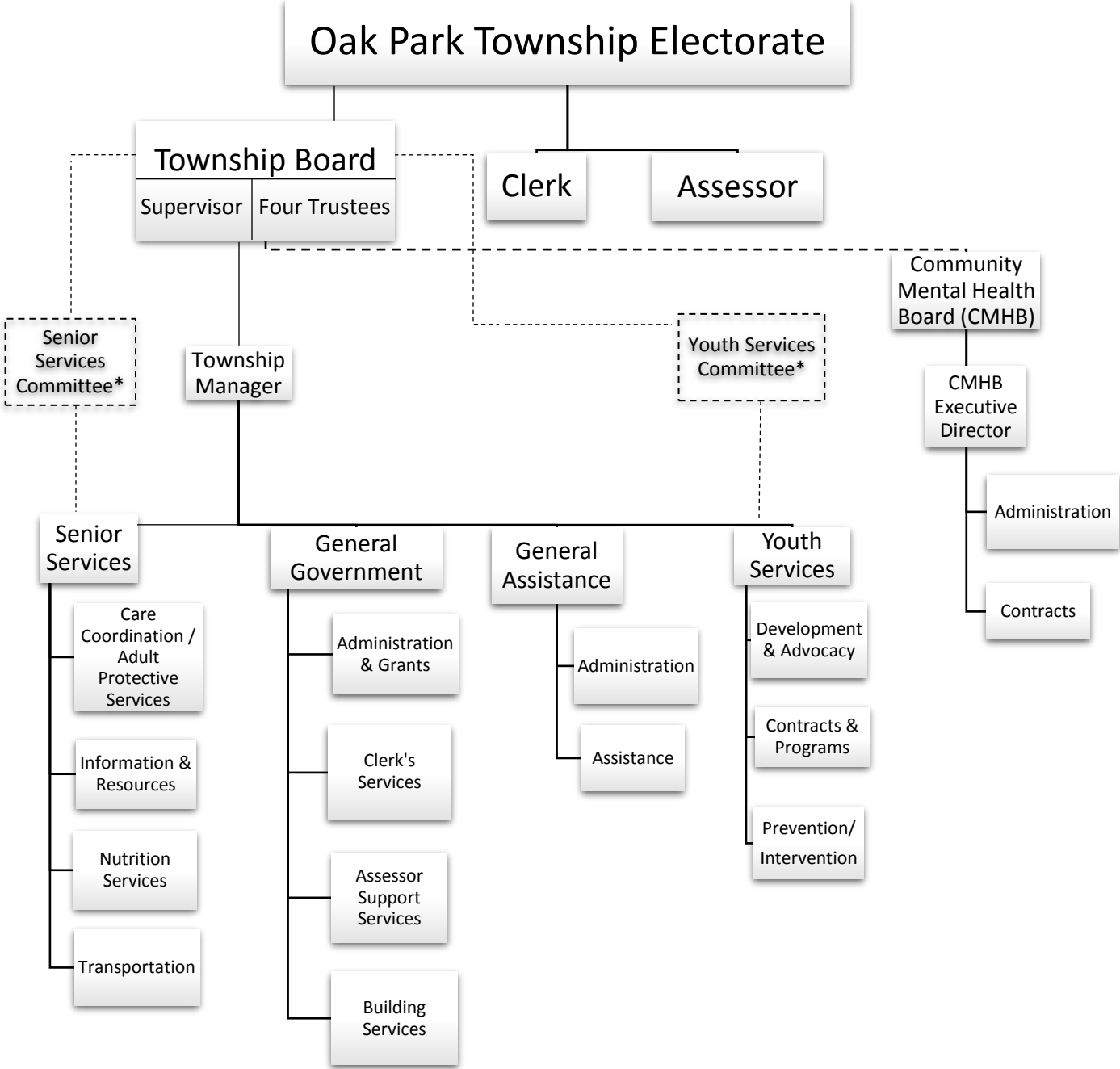
Gavin Morgan
Lee Howard

ORGANIZATIONAL CHART

ELECTED OFFICIALS AND APPOINTED BOARD AND COMMITTEES



Functional Organizational Chart



*Advisory Committees to Township Board



Government Finance Officers Association

Certificate of
Achievement
for Excellence
in Financial
Reporting

Presented to

**Oak Park Township
Illinois**

For its Annual Comprehensive
Financial Report
For the Fiscal Year Ended

March 31, 2021

Christopher P. Morill

Executive Director/CEO



OAK PARK TOWNSHIP

Clarmarie I. Keenan, *Supervisor*
DaToya Burtin-Cox, *Clerk*
Ali ElSaffar, *Assessor*
Eric E. Davis, *Trustee*
Ade Onayemi, *Trustee*
Tim Thomas, *Trustee*
Margaret Trybus, *Trustee*

April 7th, 2023

To the Township Supervisor and Board of Trustees and Citizens of Oak Park Township:

State law 60 ILCS 1/80-20 requires that Oak Park Township have the accounts and all records of the Township thoroughly audited by a certified public accountant within 6 months after the close of each fiscal year. This report fulfills that requirement for the fiscal year ended March 31, 2022.

Management assumes full responsibility for the completeness and reliability of the information contained in this report, based upon a comprehensive framework of internal control that it has established for this purpose. Because the cost of internal control should not exceed anticipated benefits, the objective is to provide reasonable, rather than absolute, assurance that the financial statements are free of any material misstatements.

Sikich LLP has issued an unmodified (“clean”) opinion on Oak Park Township’s financial statements for the year ended March 31, 2022. The independent auditor’s report is located at the front of the financial section of this report.

Management’s Discussion and Analysis (MD&A) immediately follows the independent auditor’s report and provides a narrative introduction, overview, and analysis of the basic financial statements. MD&A complements this letter of transmittal and should be read in conjunction with it.

Government Profile

Oak Park was made a township by the Cook County Board on November 17, 1902. The incorporation of Oak Park Township followed the formal incorporation of the Village of Oak Park by nearly a year. Although the governments have shared the same boundaries since that time, the services that each provides are unique. The Village’s focus is typical municipal services such as police, fire, public health, economic development and public works. The Township’s focus is social services that provide or fund programs for youth, seniors, mental health, and those in financial need.

- v -

The Township Board is comprised of four Trustees and the Supervisor. The entire board is elected every four years on a non-partisan basis. The Township Board is the policy-making body of Oak Park Township. In 1998 The Township Board hired a professional public administrator to oversee implementation of Board directives and operations. Since the initial hiring in 1998, the role of Township Administrator has taken on increasing managerial responsibilities. In 2001 the title was changed to Township Manager to reflect the shift in responsibilities. The Township Assessor and Clerk are also elected to four-year terms but are not voting members of the Township Board.

Oak Park Township has grown over the years and currently serves a population of approximately 54,583. The Township began providing financial relief to needy area residents in 1936 through locally administered welfare (General Assistance). In addition to General Assistance, the Township funds and administers many programs for area youth and seniors. Oak Park Township Youth Services and Senior Services were established in the late 1960's. The Township also provides funding to various mental health agencies through its Community Mental Health Board, which was formed in 1973.

The Township Board is required to adopt a final budget by no later than the end of the first quarter of the fiscal year. The annual budget serves as the foundation for Oak Park Township financial planning and control.

Community Profile and Local Economy

Oak Park is in Cook County, in the Chicago metro area. The landmass of the community is 4.7 square miles. The eastern border of Oak Park is contiguous with a portion of the western border of the City of Chicago. Oak Park is approximately 9 miles from downtown Chicago. There are two public rail systems and one major expressway system that connect Oak Park to downtown Chicago and the greater Cook County area. There are two major airports within 10 miles of Oak Park. The accessible transportation systems make Oak Park an attractive residential community. Although primarily a residential community, there are a number of small manufacturing, retail, service, financial and insurance, and scientific and technical businesses in the community.

The median age of the population is 39.9 years old with 24% under 18 years old and 16% over 65 years old. The racial demographic of one race in the community is 60% White, 18% Black, 10% Hispanic, 5% Asian and 7% Other (Source: U.S. Census Reporter). Oak Park's median household income of \$98,081 is above the State of Illinois average of \$72,563. (Source: U.S. Census Reporter). In Fiscal Year 2022, the median value of owner-occupied housing units was \$409,000 (Source: U.S. Census Reporter). Median gross rent between 2017-2021 was \$1,303 (Source: U.S. Census QuickFacts).

Long Term Financial Planning

With a focus on the future, the Township Board routinely updates and monitors its strategic plan. The strategic plan outlines the board's mission and goals. A crucial component of the board's plan is ensuring that resources are available to meet desired service levels for operating programs in future years. The Township has been fortunate to receive property tax and intergovernmental revenues that have been stable from year to year. Aside from ongoing programs, long-term initiatives that benefit from setting aside additional dollars each year as committed or assigned fund balance are addressed in the strategic plan. These long-term initiatives consist primarily of capital projects. Long-term projections of revenues, expenditures, and fund balances are periodically monitored to ensure that resources will be available for the implementation of future, non-recurring projects. Fund balance is the primary means by which major projects are completed. Fund balance also allows the Township to set aside resources to plan for contingencies.

Fund balances are classified based on the extent to which the Township is bound to honor constraints on the specific purposes for which the amounts in each fund can be spent. There are five classifications of fund balance:

- 1) Nonspendable – Portion of net resources that cannot be spent either because of their form or because they must be maintained intact.
- 2) Restricted – Externally enforceable limitations on use imposed by creditors, grantors, contributors, or laws and regulations of other governments
- 3) Committed – Limitation imposed at the highest level of decision making that requires formal action at the same level to remove.
- 4) Assigned – Intended use established either at the highest level of decision making or by a body or official designated for that purpose.
- 5) Unassigned – Total fund balance in the Town (General) Fund in excess of nonspendable, restricted, committed, and assigned fund balances (i.e., surplus)

A committed or assigned fund balance is generally earmarked for a particular purpose and, therefore, is used as a future financial resource to meet needs such as capital improvements. An unassigned fund balance in the Town (General) Fund represents expendable available financial resources that have not been earmarked and may be used during the fiscal year for expenditures such as working capital, major emergency expenditures or to cover revenue shortfalls. Good public policy requires that the Township have a plan for any reserve funds in excess of the fund balance policy.

The Township Board’s goal, as outlined in its Fund Balance Policy, is to set levels of unassigned fund balances for the Town and total fund balance for the General Assistance Funds at four to six months of the current year’s budgeted operating expenditures, which excludes capital expenditures. Unassigned fund balance in the Town Fund as of March 31, 2022 was \$2,625,670, which is approximately six months of budgeted operating expenditures for Fiscal Year 2022. Restricted and Nonspendable fund balance in the General Assistance Fund as of March 31, 2022, was \$403,957, which is approximately thirteen months of Fiscal Year 2022 operating expenditures. The 2021 levy was kept the same as 2020 levy to address the accumulation. The 2021 levy is applicable to the 2023 Budget. Plans provide for adjustments in General Assistance Fund levies (with offsetting Town Fund Adjustments) until Policy guidelines are achieved.

Since Fiscal Year 2013, General Assistance, a locally administered welfare program, has experienced a decrease in the number of active cases. For six years of the past eight years, the number of active cases has decreased. The monthly average caseloads since the Township implemented changes in Residency Guidelines in Fiscal Year 2013 and began re-verifying eligibility on a regular basis are listed in the table below by Fiscal Year. The table also includes annual general assistance payments by Fiscal Year, reflecting an increase in the benefit structure adopted by the Town Board for Fiscal Year 2014.

Fiscal Year	Average Monthly Caseload	% Change vs. Prior Year	Annual General Assistance	% Change vs. Prior Year
2015	80	- 2.44%	\$ 320,390	-1.18%
2016	82	2.50%	\$ 332,205	3.69%
2017	69	-15.85%	\$ 269,722	-18.81%
2018	55	-20.29%	\$ 255,915	-5.40%
2019	37	-32.73%	\$ 173,468	-32.22%
2020	36	-2.70%	\$ 165,281	-4.72%
2021	36	0.00%	\$ 156,481	-5.32%
2022	46	27.78%	\$ 187,378	19.74%

Increases and decreases in demand will be closely monitored and will be a factor in future planning for the program.

Community Mental Health Board policy determines the level of fund balance in the Community Mental Health Fund. The policy goal is to maintain fund balance equal to at least 2.5 months of budgeted operating expenditures. Restricted, Nonspendable, and Assigned fund balance in the Community Mental Health Fund as of March 31, 2022 was \$1,533,994, which is approximately 12 months of budgeted operating expenditures for Fiscal Year 2022.

Capital Initiatives

The Township Board has assigned \$1,155,000 of the fund balance in the Town fund at the end of Fiscal Year 2022 for: Vehicles in the amount of \$85,000 for the Transportation program, Technology Enhancements in the amount of \$95,000, Capital Improvements and Renovations in the amount of \$770,000, and in the CMH fund Capital Furniture and Equipment in the amount of \$5,000 and a Prepaid Lease Payment of \$200,000. The Township, being fiscally responsible to the taxpayers of the Township, fully supports energy efficiency in its facilities by allocating dollars for those improvements.

Acknowledgements

The preparation of this report would not have been possible without the efficient and dedicated service of Township staff. Credit is also given to the Township Supervisor and Township Board of Trustees for their support for maintaining the highest standards of professionalism in the management of the Township's finances.

We believe that the current comprehensive annual financial report meets the Government Finance Officers' Association criteria for the Certificate of Achievement Program award. The report will be submitted for consideration.

Respectfully Submitted,

A handwritten signature in black ink, appearing to read "Gavin W. Morgan", written in a cursive style.

Gavin W. Morgan
Township Manager

FINANCIAL SECTION

1415 West Diehl Road, Suite 400
Naperville, IL 60563
630.566.8400

SIKICH.COM

INDEPENDENT AUDITOR'S REPORT

The Honorable Supervisor
Members of the Board of Trustees
Oak Park Township, Illinois

Report on the Audit of the Financial Statements

Opinions

We have audited the accompanying financial statements of the governmental activities and each major fund of Oak Park Township, Illinois (the Township) as of and for the year ended March 31, 2022 and the related notes to financial statements, which collectively comprise the Township's basic financial statements as listed in the table of contents.

In our opinion, the basic financial statements referred to above present fairly, in all material respects, the respective financial position of the governmental activities and each major fund of Oak Park Township, Illinois, as of March 31, 2022 and the respective changes in financial position for the year then ended in accordance with accounting principles generally accepted in the United States of America.

Basis for Opinions

We conducted our audit in accordance with auditing standards generally accepted in the United States of America (GAAS) and the standards applicable to financial audits in *Government Auditing Standards*, issued by the Comptroller General of the United States. Our responsibilities under these standards are further described in the Auditor's Responsibilities for the Audit of the Financial Statements section of our report. We are required to be independent of the Township and to meet our other ethical responsibilities, in accordance with the relevant ethical requirements relating to our audit. We believe the audit evidence we have obtained is sufficient and appropriate to provide a basis for our audit opinions.

Responsibilities of Management for the Financial Statements

Management is responsible for the preparation and fair presentation of these financial statements in accordance with accounting principles generally accepted in the United States of America; this includes the design, implementation and maintenance of internal control relevant to the preparation and fair presentation of financial statements that are free from material misstatement, whether due to fraud or error.

In preparing the financial statements, management is required to evaluate whether there are conditions or events, considered in the aggregate, that raise substantial doubt about the Township's ability to continue as a going concern for 12 months beyond the financial statement date, including any currently known information that may raise substantial doubt shortly thereafter.

Auditor's Responsibilities for the Audit of the Financial Statements

Our objectives are to obtain reasonable assurance about whether the financial statements as a whole are free from material misstatement, whether due to fraud or error, and to issue an auditor's report that includes our opinions. Reasonable assurance is a high level of assurance but is not absolute assurance and, therefore, is not a guarantee that an audit conducted in accordance with GAAS and *Government Auditing Standards* will always detect a material misstatement when it exists. The risk of not detecting a material misstatement resulting from fraud is higher than for one resulting from error, as fraud may involve collusion, forgery, intentional omissions, misrepresentations or the override of internal control. Misstatements are considered material if there is a substantial likelihood that, individually or in the aggregate, they would influence the judgment made by a reasonable user based on the financial statements.

In performing an audit in accordance with GAAS and *Government Auditing Standards*, we

- Exercise professional judgment and maintain professional skepticism throughout the audit.
- Identify and assess the risks of material misstatement of the financial statements, whether due to fraud or error, and design and perform audit procedures responsive to those risks. Such procedures include examining, on a test basis, evidence regarding the amounts and disclosures in the financial statements.
- Obtain an understanding of internal control relevant to the audit in order to design audit procedures that are appropriate in the circumstances, but not for the purpose of expressing an opinion on the effectiveness of the Township's internal control. Accordingly, no such opinion is expressed.
- Evaluate the appropriateness of accounting policies used and the reasonableness of significant accounting estimates made by management, as well as evaluate the overall presentation of the financial statements.
- Conclude whether, in our judgment, there are conditions or events, considered in the aggregate, that raise substantial doubt about the Township's ability to continue as a going concern for a reasonable period of time.

We are required to communicate with those charged with governance regarding, among other matters, the planned scope and timing of the audit, significant audit findings and certain internal control-related matters that we identified during the audit.

Other Matters

Required Supplementary Information

Accounting principles generally accepted in the United States of America require that the management's discussion and analysis and the required supplementary information be presented to supplement the basic financial statements. Such information, although not a part of the basic financial statements, is required by the Governmental Accounting Standards Board, who considers it to be an essential part of financial reporting for placing the basic financial statements in an appropriate operational, economic or historical context.

We have applied certain limited procedures to the required supplementary information in accordance with auditing standards generally accepted in the United States of America, which consisted of inquiries of management about the methods of preparing the information and comparing the information for consistency with management's responses to our inquiries, the basic financial statements and other knowledge we obtained during our audit of the basic financial statements. We do not express an opinion or provide any assurance on the information because the limited procedures do not provide us with sufficient evidence to express an opinion or provide any assurance.

Supplementary Information

Our audit was conducted for the purpose of forming opinions on the financial statements that collectively comprise the Township's basic financial statements as a whole. The combining and individual fund financial statements and schedules and other supplemental data are presented for purposes of additional analysis and are not a required part of the basic financial statements. The combining and individual fund financial statements and schedules and other supplemental data are the responsibility of management and were derived from and relate directly to the underlying accounting and other records used to prepare the basic financial statements.

The information has been subjected to the auditing procedures applied in the audit of the basic financial statements and certain additional procedures, including comparing and reconciling such information directly to the underlying accounting and other records used to prepare the basic financial statements or to the basic financial statements themselves, and other additional procedures in accordance with auditing standards generally accepted in the United States of America. In our opinion, the information is fairly stated, in all material respects, in relation to the basic financial statements as a whole.

Other Information

Management is responsible for the other information included in the annual report. The other information comprises the introductory and statistical information but does not include the basic financial statements and our auditor's report thereon. Our opinions on the basic financial statements do not cover the other information, and we do not express an opinion or any form of assurance thereon.

In connection with our audit of the basic financial statements, our responsibility is to read the other information and consider whether a material inconsistency exists between the other information and the basic financial statements, or the other information otherwise appears to be materially misstated. If, based on the work performed, we conclude that an uncorrected material misstatement of the other information exists, we are required to describe it in our report.

Other Reporting Required by Government Auditing Standards

In accordance with *Governmental Auditing Standards*, we have also issued our report dated April 7, 2023, on our consideration of the Township's internal control over financial reporting and on our tests of its compliance with certain provisions of laws, regulations, contracts and grant agreements and other matters. The purpose of that report is to describe the scope of our testing of internal control over financial reporting and compliance and the results of that testing and not to provide an opinion on internal control over financial reporting or on compliance. That report is an integral part of an audit performed in accordance with *Governmental Auditing Standards* in considering the Township's internal control over financial reporting and compliance.

Sikich LLP

Naperville, Illinois
April 7, 2023

**GENERAL PURPOSE EXTERNAL
FINANCIAL STATEMENTS**

OAK PARK TOWNSHIP, ILLINOIS

MANAGEMENT'S DISCUSSION AND ANALYSIS

March 31, 2022

Oak Park Township (the "Township") discussion and analysis is designed to (1) assist the reader in focusing on significant financial issues, (2) provide an overview of the Township's financial activity, (3) identify changes in the Township's financial position (its ability to address subsequent year challenges), (4) identify any material deviations from the financial plan (the approved budget), and (5) identify individual fund issues or concerns.

Since the Management's Discussion and Analysis (MD&A) is designed to focus on the current year's activities, resulting changes and currently known facts, please read it in conjunction with the Transmittal Letter (beginning on page v) and the Township's financial statements (beginning on page 4).

USING THE FINANCIAL SECTION OF THIS COMPREHENSIVE ANNUAL REPORT

The Annual Comprehensive Financial Report presents two types of financial statements, each representing a different view of the Township's finances. The focus of the financial statements is on both the Township as a whole (government-wide) and on the major individual funds. Together these financial statements allow the user to address relevant questions, provide a broader basis for comparison (year to year or government to government) and enhance the level of the Township's accountability.

Government-Wide Financial Statements

The government-wide financial statements (see pages 5-6) are designed to be corporate-like in that governmental activities are consolidated into columns that add to a total for the Primary Government. The Statement of Net Position (see page 5) is designed to be similar to bottom line results for the Township. This statement combines and consolidates governmental funds' current financial resources (short-term spendable resources) with capital assets and long-term obligations using the accrual basis of accounting and economic resources measurement focus.

The Statement of Activities (see page 6) is focused on both the gross and net cost of various activities that are supported by the Township's general tax revenue and other resources. This statement is intended to summarize and simplify the user's analysis of the cost of various government services.

The Governmental Activities reflect the Township's basic services; general government, youth services, senior services, general assistance (locally administered welfare) and community mental health. Property taxes finance the majority of these activities. The Township does not have any business-type operations.

Fund Financial Statements

Traditional users of governmental financial statements will find the Fund Financial Statements presentation more familiar. The focus is on Major Funds, rather than fund types.

OAK PARK TOWNSHIP, ILLINOIS
MANAGEMENT'S DISCUSSION AND ANALYSIS

The Governmental Major Fund (see pages 7-10) presentation is presented on a sources and uses of liquid resources basis. This is the manner in which the financial plan (the budget) is typically developed. The flow and availability of liquid resources is a clear and appropriate focus of any analysis of a government. Funds are established for various purposes and the Fund Financial Statement allows the demonstration of sources and uses or budgeting compliance associated therewith.

Notes to the Financial Statements

The notes provide additional information that is essential to a full understanding of the data provided in the Government-Wide and Fund Financial Statements. The notes to the Financial Statements can be found on pages 11-31.

Other Information

In addition to the basic financial statements and accompanying notes, this report presents certain required supplementary information including the major governmental fund budgetary schedules and data concerning the Township's progress in funding its obligation to provide pension and other post-employment benefits to its employees. Required supplementary information can be found on pages 32-39 of this report. The combining and individual fund financial statements and schedules for the governmental funds are presented on pages 40-64 of this report.

Capital Assets

The Township is primarily a social service agency providing social services to youth, seniors, those in financial need, and residents with mental health needs and developmental disabilities. The Township also offers a variety of local government services such as voter registration, mass transit reduced fare cards, and parking placards for persons with disabilities. In addition, although the Cook County Assessor determines the assessed value of real estate, the Oak Park Township Assessor provides a number of services to assist property owners.

Given the nature of services the Township provides on behalf of Oak Park residents, it does not own infrastructure assets such as roads, bridges or storm sewers. Nonetheless, the Township does own a variety of capital assets. Generally Accepted Accounting Principles require that capital assets be valued and reported within the Governmental column of the Government-Wide Statements. Additionally, the government must elect to either (1) depreciate these assets over their estimated useful lives or (2) develop a system of asset management designed to maintain the service delivery potential to near perpetuity (the modified approach). The Township has chosen to depreciate assets over their useful lives.

GOVERNMENT-WIDE STATEMENT

Statement of Net Position

The Township's total net position was \$6,925,872 on March 31, 2022. This amount represents an increase of \$850,169, comprised of a \$568,807 increase of the governmental fund's fund balances, and a \$281,362 increase in total long-term assets, deferred outflows of resources, long-term liabilities, and deferred inflows of resources. The Township's unrestricted net position for governmental activities, the part of net position that can be used to finance day-to-day operations that meet all aspects of the Township's mission, were \$4,461,454.

OAK PARK TOWNSHIP, ILLINOIS
MANAGEMENT'S DISCUSSION AND ANALYSIS

Table 1 reflects the Statement of Net Position.

Table 1
Statement of Net Position
March 31, 2021 and 2022

	2021	2022
ASSETS		
Cash Investments	\$7,502,678	\$7,598,784
Accounts and Grants Receivable	256,486	241,828
Property Tax Receivable	3,125,115	2,726,954
Interest Receivable	912	1,222
Prepaid Items	10,936	802,691
Net Pension Asset	971,639	2,254,168
Capital Assets		
Not Being Depreciated	170,000	170,000
Depreciated, Net of Accumulated Depreciation	1,497,278	1,364,158
Total Assets	13,535,044	15,159,805
DEFERRED OUTFLOWS OF RESOURCES		
Pension & OPEB Related Items	219,055	179,095
Total Deferred Outflows of Resources	219,055	179,095
Total Assets and Deferred Outflows of Resources	13,754,099	15,338,900
LIABILITIES		
Accounts Payable	284,903	158,952
Accrued Payroll	102,419	121,667
Due to Other Governments	-	-
Due to Others	13,166	12,462
Unearned Revenue	-	-
Non-current Liabilities		
Due within one year	124,509	160,205
Due in More Than One Year	615,677	785,149
Total Liabilities	1,140,674	1,238,435
DEFERRED INFLOWS OF RESOURCES		
Pension Items-IMRF	986,897	1,609,816
Deferred Property Tax Revenue	5,550,825	5,564,777
Total Deferred Inflows of Resources	6,537,722	7,174,593
Total Liabilities and Deferred Inflows of Resources	7,678,396	8,413,028
NET POSITION		
Invested in Capital Assets	1,667,278	1,534,158
Restricted for		
General Assistance	628,308	403,957
Community Mental Health	1,327,169	526,303
Unrestricted	2,452,948	4,461,454
TOTAL NET POSITION	\$6,075,703	\$6,925,872

OAK PARK TOWNSHIP, ILLINOIS
MANAGEMENT’S DISCUSSION AND ANALYSIS

Normal Impacts

There are three basic (normal) transactions that will affect the comparability of the Township’s Statement of Net Position summary presentation.

Net Results of Activities - that will impact (increase/decrease) current assets and unrestricted net position.

Spending of Non-borrowed Current Assets on New Capital - that will (a) reduce current assets and increase capital assets and (b) will reduce unrestricted net position and increase invested in capital assets.

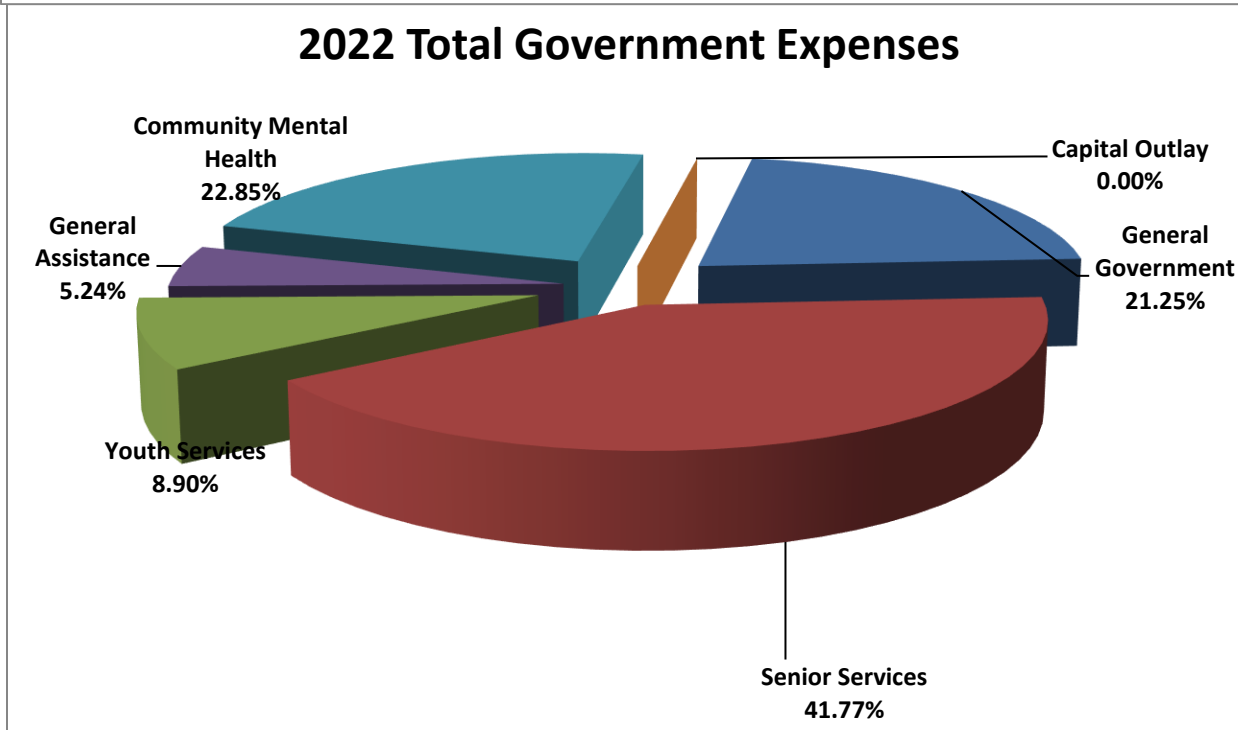
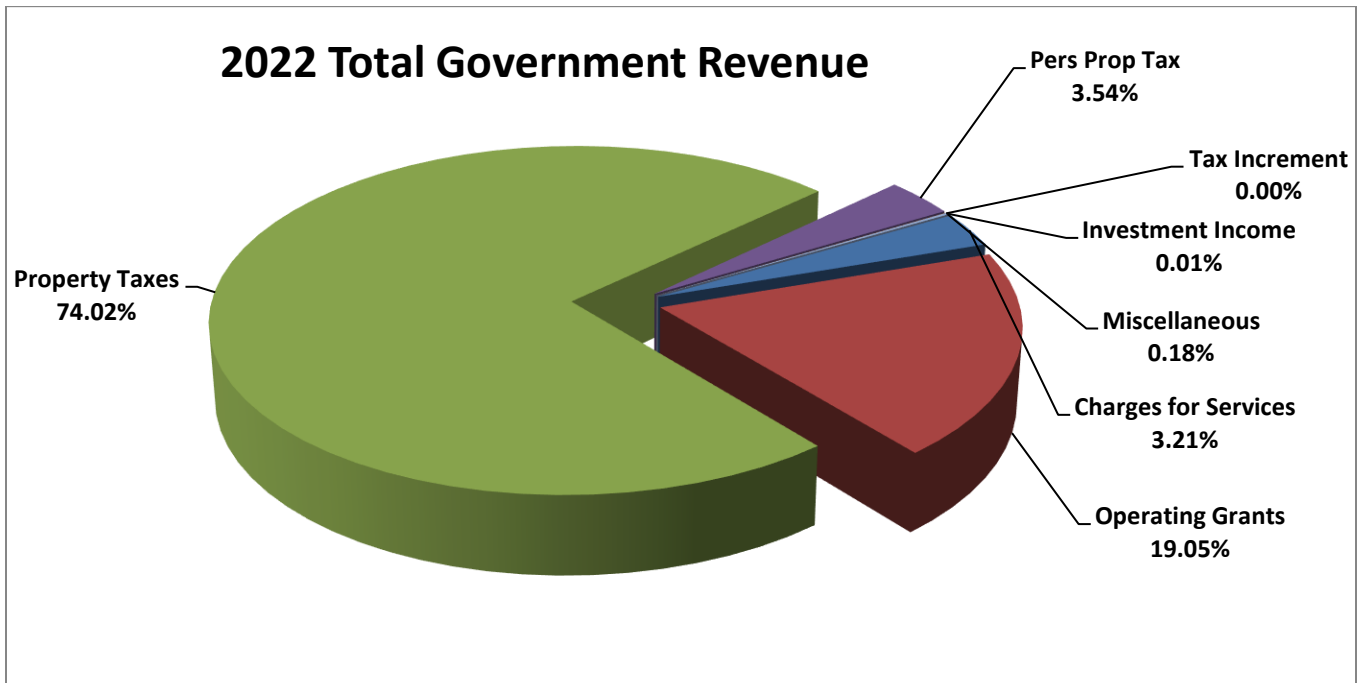
Reduction of Capital Assets through Depreciation - that will reduce capital assets and invested in capital assets.

Table 2 focuses on the changes in net position of the governmental activities.

Table 2
Changes in Net Position
For the Fiscal Year Ended March 31, 2021 and 2022

	2021	2022
REVENUES		
Program Revenues		
Charges for Services	\$ 304,630	\$ 232,643
Operating Grants	1,334,606	1,381,528
General Revenues		
Property Taxes	5,125,819	5,368,754
Personal Property Replacement Tax	114,780	256,605
Tax Increment Financing		-
Investment Income	33,486	691
Miscellaneous & Insurance	15,390	13,052
	6,928,711	7,253,273
EXPENSES		
General Government	1,083,371	1,360,510
Senior Services	2,618,341	2,674,602
Youth Services	570,754	569,657
General Assistance	310,851	335,376
Community Mental Health	1,367,224	1,462,959
	5,950,540	6,403,104
Net Position April 1,	\$ 5,097,532	\$ 6,075,703
Change in Accounting Principle	\$ -	\$ -
Net Position April 1, as restated	\$ 5,097,532	\$ 6,075,703
CHANGES IN NET POSITION	\$ 978,171	\$ 850,169
TOTAL NET POSITION March 31	\$ 6,075,703	\$ 6,925,872

For more detailed information see the Statement of Activities (page 4).



Normal Impacts

There are six basic impacts on revenues and expenses as reflected below.

Revenues:

Increase in Township property tax levy – Chapter 60 of the Illinois Statutes (60 ILCS 1/80-40) gives the Township authority to levy taxes on taxable property within the Township in order to raise funds to defray expenses. Property taxes are a significant source of revenue for the Township. In 1995, however, the Illinois Legislature limited the Township's ability to levy property taxes by passing the Property Tax Extension Limitation Law (35 ILCS 200/18-185 et seq.) (PTELL). PTELL limits the increase in property tax that the Township may levy. The increase is limited to 5% or the percentage increase in the Consumer Price Index during the 12-month calendar year preceding the levy year whichever is less. A higher property tax may be levied if the community experiences new construction, mergers, or consolidations or voters approve a higher tax rate by referendum.

Changing Patterns in Intergovernmental and Grant Revenue (both recurring and non-recurring) – Certain recurring revenues (revenue from intergovernmental agreements or state and federal agencies) may experience significant changes periodically while non-recurring (or one-time) grants are less predictable and often distort the impact on year-to-year comparisons.

Market Impacts on Investment Income – the Township's investments are managed using a shorter maturity than many governments, which may result in lower interest income due to the market stability of shorter-term options.

Expenses:

Increase in Authorized Personnel – Changes in service demand may cause the Township Board to increase or decrease the budget for personnel. Staffing costs (salary and related benefits) represent 56.15% of the Township's FY 22 operating costs.

Salary Increases (annual adjustments and merit) – The Township strives to achieve a competitive salary range position in the marketplace in order to attract and retain the highest quality human and intellectual resources.

Inflation – While overall inflation appears to be reasonably modest, the Township is a major consumer of certain commodities such as supplies, fuels and parts. Some functions may experience unusual commodity-specific increases.

Current Year Impacts

Governmental Activities

Revenue:

For the fiscal year ended March 31, 2022, revenues from government activities totaled \$7,253,273. The largest revenue category is Property Taxes. Property taxes continue to be the Township's largest revenue source at \$5,368,754, representing 74.02% of total governmental activity revenue.

OAK PARK TOWNSHIP, ILLINOIS
MANAGEMENT'S DISCUSSION AND ANALYSIS

The other major revenue source for the Township is intergovernmental revenue. Intergovernmental revenue is comprised of four subcategories: local, state/federal, Tax Increment Financing (TIF) District distributions, and personal property replacement tax (PPR Tax). Local funding comes from the Township contracting with other units of local government such as the villages, schools, libraries and park districts of Oak Park and River Forest to provide programs and services to the residents of Oak Park and River Forest. Local revenues were \$372,922. State and federal funds are received from a variety of agencies such as Age Options, Illinois Department on Aging, Illinois Department of Human Services and the Social Security Administration. State and federal revenues were \$1,181,977. Tax Increment Financing (TIF) Districts permit municipalities to finance the redevelopment of blighted areas and the economic development of rapidly developing areas. The tax increment is the property tax revenues collected on the increased assessed valuation of property in the area to be redeveloped or developed. The Village of Oak Park can declare a surplus in the TIF District and distribute the surplus to all local taxing bodies. The Township has, in the past, received distributions from the Village of Oak Park Madison Street Business Corridor and Greater Mall Area TIF districts. The township no longer receives TIF revenue as of FY22. Personal property replacement tax is a tax payment in accordance with 30 ILCS 115/12, which provides replacement revenues to all local taxing units that originally levied a tax on personal property. Personal property replacement taxes represent the remaining \$256,605 of intergovernmental revenue collected during Fiscal Year 2022.

Expenses:

For the fiscal year ending March 31, 2022, the overall governmental activity expenses increased from \$5,950,540 to \$6,403,104, an increase of \$452,564 or 7.61% from Fiscal 2021 to Fiscal 2022. General Government expenses increased from \$1,083,371 in Fiscal 2021 to \$1,360,510 in Fiscal Year 2022, an increase of \$277,139 or 25.58%. Senior Services expenses increased to \$2,674,602 in Fiscal 2022 from \$2,618,341 in Fiscal 2021, an increase of \$56,261 or 2.15%. In Youth Services expenses decreased, from \$570,754 in Fiscal 2021 to \$569,657 in Fiscal Year 2022, a decrease of \$1,097 or .19%. General Assistance expenses increased from \$310,851 in Fiscal 2021 to \$335,376 in Fiscal Year 2022, an increase of \$24,525 or 7.89%. General Assistance payments to clients in 2022 were approximately \$187,378. The Community Mental Health Board expenses increased from \$1,367,224 in Fiscal 2021 to \$1,462,959 in Fiscal 2022, an increase of \$95,735 or 7.00%.

The Township's employer rate for its pension expenses, as determined by the Illinois Municipal Retirement Fund (IMRF), had decreased in Fiscal Years 2016, 2018, 2019, and 2022 and increased in Fiscal Years 2017, 2020, and 2021. The rate is effective for a calendar year. Pension expense increased in the last quarter of Fiscal Year 2021 to 7.62%, an increase of .92%. This impacted the first three quarters of Fiscal Year 2022. The IMRF rate decreased to 5.75%, a decrease of 24.54%, for the last quarter of Fiscal Year 2022, and will be in effect for the first three quarters of Fiscal Year 2023.

The Township understands the importance of providing competitive compensation levels for all employees and is committed to providing a competitive benefits package. Fiscal Year 2022 expenses included general salary adjustments at an average of 2%.

FINANCIAL ANALYSIS OF THE TOWNSHIP'S FUNDS

Governmental Funds

For the fiscal year ended March 31, 2022, the governmental funds reflect a combined fund balance of \$5,513,621. Assignments in the Town (General) Fund include: \$770,000 for Capital Improvements and Renovations, \$95,000 for Technology Enhancements, and \$85,000 for Vehicles. Restricted fund balances for the General Assistance and Community Mental Health Funds are \$403,957 and \$526,303 respectively. The nonspendable fund balance in the Mental Health Fund is for Prepaid Lease payments of \$802,691. Assigned fund balances for the Community Mental Health fund are \$5,000 for Capital Furniture and Equipment, and \$200,000 for a final Lease prepayment. The amount of \$2,625,670 for the Town Fund is unassigned indicating that portion which is expendable and not subject to tentative management plans. Current fund balances place the Township in a stable financial position.

Combined fund balance increased by \$568,807 from the prior year. The combined change in fund balance consists of increases and decreases in the Town Fund, General Assistance Fund, and Community Mental Health fund as described in the following paragraphs.

The General Fund experienced an increase of \$595,159 in fund balance. A major contributing factor was expenditures which were \$754,096 less than budget. Expenditures were restored cautiously toward pre Covid levels and capital expenditures of \$170,272 remain deferred. The General Fund also experienced an increase in the 2020 property tax extension of \$192,147 from the previous year. The extension increase was primarily a result of the reallocation of previous TIF levies. The remaining increase in revenue was due to an increase of 127% or \$87,733 in Personnel Property Replacement Taxes.

Intergovernmental Revenues went from \$1,621,692 in Fiscal Year 2021 to \$1,706,773 in Fiscal Year 2022, an increase of \$85,081 or 5.25%. This is due to the increase in personal property replacement tax. In Fiscal Year 2021, the township received \$68,928 in personal property replacement taxes, and in Fiscal Year 2022 the township received \$156,661, a difference of \$87,733 or 127.28%. Fiscal Year 2020 was the last year the township would be receiving Tax Increment Financing funds, TIF levies are now included in the Township levies directly. For expenditures, major contributing factors to Operating Costs and Services being \$583,824 lower than budgeted were General Government being \$146,531 lower, Senior Services being \$240,007 lower than budgeted, and Youth Services also \$197,286 lower than budgeted. For Operating Costs and Services, major contributing factors were expenses cautious restoration to pre-Covid operations.

OAK PARK TOWNSHIP, ILLINOIS MANAGEMENT'S DISCUSSION AND ANALYSIS

Within the General Assistance Fund, the fund balance decreased by \$233,177. Prior to Fiscal Year 2012, the fund balance had been above its target of four to six months of budgeted operating expenditures. In order to bring this fund balance down to its target, the Township Board has since Fiscal Year 2012 adopted a policy of not increasing (leveling) the property tax levy for General Assistance, this fund's principal revenue source (90% of total revenue). In addition, an improving overall economy and lower unemployment rate has decreased demands for General Assistance. As a result, fund balance is above its targeted range at the end of Fiscal Year 2022, the Board will review its policy in its next discussion regarding this fund's future property tax levy. The major contributing factor for expenditures was a increase in General Assistance payments, from \$156,481 in Fiscal Year 2021 to \$187,378 in Fiscal Year 2022. As part of the continued effort to align General Assistance revenue to benefit levels, the 2020 levy was maintained at a reduced level.

The Community Mental Health Board Fund (CMHB) experienced a \$206,825 increase in fund balance. Similar to the General Assistance Fund, this fund balance had been above its target of at least two and half months of budgeted operating expenditures since Fiscal Year 2012. As the principal revenue source for this fund is also property tax (96% of total revenue), the Township Board adopted a policy to keep this fund's property tax levy flat beginning Fiscal Year 2013 in order to bring this fund balance down to within its target range. Beginning in Fiscal Year 2014 and continuing to Fiscal Year 2021, this fund's expenditures therefore by design have exceeded its revenues. This has also provided for some increases External Contracts and Programming. However, as of the end of Fiscal Year 2022, its fund balance remained above its target range at eight months. The Township Board reviews this policy annually when the property tax levy for the next year is discussed. The CMHB contracts out to agencies to provide mental health services within Oak Park. The Agencies are awarded funds to deliver services to clients on a fee for service basis. In Fiscal Year 2022, the Community Mental Health Board entered into a new lease commitment for \$1,000,000 with \$800,000 of the commitment becoming due in fiscal 2022. Accordingly, this amount of fund balance has been designated as nonspendable for this purpose on page 7 in this report. This leased property is to be provided by the Park District of Oak Park. See note 6. to the financial statements for the details of CMHB lease commitments. This prepayment will be recognized as an expenditure in the year of occupancy.

Major Governmental Funds

The Township reports three major governmental funds: General (Town) fund, General Assistance Fund and Community Mental Health Fund. The General Fund accounts for the resources traditionally associated with the Township's operations that are not required legally or by sound financial management to be accounted for in another fund. Expenditures for General Government, Youth Services, Senior Services, and Capital Outlay are accounted for through the General Fund. General Government includes expenditures for the Township Board, administration, clerk, assessor, building services, risk management, and other charges (charges not associated with a designated department but that benefit all departments within the General fund).

The General Assistance Fund provides resources for a locally funded and administered welfare program. Adults actively seeking employment or applying for disability may be eligible for General Assistance. Applicants must meet income and asset guidelines and not be eligible for other government-sponsored assistance. Adults with children typically are not eligible and are referred to the Illinois Department of Human Services. Property taxes are the major revenue source for the General Assistance Fund.

OAK PARK TOWNSHIP, ILLINOIS
MANAGEMENT’S DISCUSSION AND ANALYSIS

The General Assistance Fund experienced an increase in demand in Fiscal Years 2010-2012 but saw a decrease in demand in Fiscal Years 2013-2021. The Township Board has the authority to adjust the amount of property tax levy collected for the General Assistance Fund based on demand changes. The Board will continue to monitor revenue and expenditures to ensure financial stability of the fund. The Township Board retains the authority to transfer funds from the General Fund to meet benefit levels.

The final major governmental fund is the Community Mental Health Fund, which accounts for the revenues and expenditures needed to finance the Community Mental Health Board expenditures.

Unless otherwise restricted, revenue collected through the General (Town) fund may be used to support all Township functions. However, revenue collected through the Community Mental Health fund and the General Assistance Fund is legally restricted to expenditures for the fund for which it was collected.

Table 3 highlights the General (Town) Fund Budget for the year FY 2022.

Table 3
General (Town) Fund
Budgetary Highlights

	Original and Final Budget	Actual
General (Town) Fund		
REVENUES		
Taxes	\$ 3,620,367	\$ 3,642,470
Intergovernmental	1,600,312	1,706,773
Charges for Services	69,450	44,380
Investment Income	15,000	476
Miscellaneous	11,300	12,802
Total Revenues	5,316,429	5,406,901
EXPENDITURES		
Current		
General Government	1,348,648	1,202,117
Senior Services	3,121,892	2,881,885
Youth Services	844,898	647,612
Capital Outlay	250,400	80,128
Total Expenditures	5,565,838	4,811,742
NET CHANGE IN FUND BALANCE		\$ 595,159

OAK PARK TOWNSHIP, ILLINOIS
MANAGEMENT'S DISCUSSION AND ANALYSIS

Total revenues collected were \$90,472 or 1.70% more than budgeted. Tax revenue was more than budgeted by \$22,103. Actual Intergovernmental revenues were \$106,461 or 6.65% greater than budgeted. This is due to a number of new grants Seniors received. Actual Charges for Service were \$25,070 or 36.10% less than budgeted due primarily to program income from Senior Services. Typically, there is no budget for rent revenue, but the township earned \$4,900. Investment income is \$14,524 less than budget due to the changes in interest rates from the time of budget passage to Fiscal Year end. Miscellaneous revenues result from cost reimbursements and other foreseeable items that either occur infrequently or are not subject to budget prediction.

Total expenditures were \$754,096 or 13.55% lower than budgeted. Expenditures are lower than budget primarily due to caution in the return of operations to pre-Covid levels.

Capital Assets

Capital assets, which include property, plant and equipment, are reported in the governmental activities column in the government-wide Statement of Net Position. The Township defines capital assets as either: 1) individual equipment with an initial, individual cost of more than \$5,000 and an estimated useful life in excess of one year, or 2) buildings and improvements with an initial, individual cost of more than \$10,000 and an estimated useful life in excess of one year. Such assets are recorded at historical cost or estimated historical cost if purchased or constructed. Donated capital assets are recorded at estimated fair market value at the date of donation. At the end of fiscal year 2022, the Township has a combined total of capital assets of \$1,534,158 invested in land, building, improvements, machinery and equipment.

OAK PARK TOWNSHIP, ILLINOIS
MANAGEMENT'S DISCUSSION AND ANALYSIS

Table 4
Capital Assets at Year End

	Beginning Balance	Increases	Decreases	Ending Balance
GOVERNMENTAL ACTIVITIES				
Capital assets not being depreciated				
Land	\$ 170,000	\$ -	\$ -	\$ 170,000
Construction in Progress	-	-	-	-
Total capital assets not being depreciated	170,000			170,000
Capital assets being depreciated				
Buildings and improvements	3,286,729	-	-	3,286,729
Machinery and equipment	386,955	44,179	29,092	402,042
Software and Website	15,957	-	-	15,957
Total capital assets being depreciated	3,689,641	44,179	29,092	3,704,728
Less accumulated depreciation for				
Buildings and Improvements	1,828,419	139,429	-	1,967,848
Machinery and equipment	347,814	37,870	-	356,765
Software and Website	15,957	-	-	15,957
Total accumulated depreciation	2,192,363	177,299	-	2,340,570
Total capital assets being depreciated, net	1,497,278	(133,120)	-	1,364,158
GOVERNMENTAL ACTIVITIES CAPITAL ASSETS, NET	\$ 1,667,278	\$ (133,120)	\$ -	\$ 1,534,158

Depreciation expense was charged to functions/programs of the primary government as follows:

GOVERNMENTAL ACTIVITIES	
General Government	\$ 45,475
Senior Services	131,824
Community Mental Health Board	-
TOTAL	\$ 177,299

For more detailed information see Note #4 (page 21).

Economic Factors

The Township's composition is primarily residential with a smaller commercial component. The property tax revenue derived from the current housing stock is fairly stable. The commercial component includes vehicle sales, miscellaneous food and other retail. Because the majority of revenue collected by the Township is based on property taxes, short-term fluctuations in the economy have not severely impacted the Township's revenue flow.

Conclusion

The 2022 final budget total was \$8,505,650 and the operating budget total was \$7,450,250. The Township's ability to increase revenue is limited by the property tax cap and, therefore, the Township's budget is not likely to increase significantly in the future.

CONTACTING THE TOWNSHIP'S FINANCIAL MANAGEMENT

This financial report is designed to provide citizens, customers and creditors with a general overview of the Township's finances and to demonstrate the Township's accountability for the money it receives. Questions concerning this report or requests for additional financial information should be directed to Lee J. Howard CPA, Finance Director, Oak Park Township, 105 South Oak Park Avenue, Oak Park, Illinois 60302.

BASIC FINANCIAL STATEMENTS

OAK PARK TOWNSHIP, ILLINOIS

STATEMENT OF NET POSITION

March 31, 2022

	<u>Governmental Activities</u>
ASSETS	
Cash and Investments	\$ 7,598,784
Accounts Receivable	241,828
Property Tax Receivable	2,726,954
Interest Receivable	1,222
Prepaid Items	802,691
Net Pension Asset	2,254,168
Capital Assets	
Not Being Depreciated	170,000
Depreciated, Net of Accumulated Depreciation	<u>1,364,158</u>
 Total Assets	 <u>15,159,805</u>
DEFERRED OUTFLOWS OF RESOURCES	
Pension Items - IMRF	<u>179,095</u>
 Total Deferred Outflows of Resources	 <u>179,095</u>
 Total Assets and Deferred Outflows of Resources	 <u>15,338,900</u>
LIABILITIES	
Accounts Payable	158,952
Accrued Payroll	121,667
Due to Others	12,462
Noncurrent Liabilities	
Due Within One Year	160,205
Due in More Than One Year	<u>785,149</u>
 Total Liabilities	 <u>1,238,435</u>
DEFERRED INFLOWS OF RESOURCES	
Pension Items - IMRF	1,609,816
Deferred Property Tax Revenue	<u>5,564,777</u>
 Total Deferred Inflows of Resources	 <u>7,174,593</u>
 Total Liabilities and Deferred Inflows of Resources	 <u>8,413,028</u>
NET POSITION	
Net Investment in Capital Assets	1,534,158
Restricted for	
General Assistance	403,957
Community Mental Health	526,303
Unrestricted	<u>4,461,454</u>
 TOTAL NET POSITION	 <u><u>\$ 6,925,872</u></u>

See accompanying notes to financial statements.

OAK PARK TOWNSHIP, ILLINOIS

STATEMENT OF ACTIVITIES

For the Year Ended March 31, 2022

FUNCTIONS/PROGRAMS	Program Revenues				Net (Expense) Revenue and Change in Net Position
	Expenses	Charges for Services	Operating	Capital	
			Grants and Contributions	Grants and Contributions	
PRIMARY GOVERNMENT					Governmental Activities
Governmental Activities					
General Government	\$ 1,360,510	\$ 11,024	\$ 151,150	\$ -	\$ (1,198,336)
Senior Services	2,674,602	33,355	1,174,381	-	(1,466,866)
Youth Services	569,657	148,455	36,318	-	(384,884)
General Assistance	335,376	-	13,787	-	(321,589)
Community Mental Health	1,462,959	39,809	5,892	-	(1,417,258)
Total Governmental Activities	6,403,104	232,643	1,381,528	-	(4,788,933)
TOTAL PRIMARY GOVERNMENT	\$ 6,403,104	\$ 232,643	\$ 1,381,528	\$ -	(4,788,933)
			General Revenues		
			Taxes		
			Property Taxes		5,368,754
			Intergovernmental (Unrestricted)		
			Personal Property Replacement Tax		256,605
			Investment Income		691
			Miscellaneous		13,052
			Total		5,639,102
			CHANGE IN NET POSITION		850,169
			NET POSITION, APRIL 1		6,075,703
			NET POSITION, MARCH 31		\$ 6,925,872

See accompanying notes to financial statements.

OAK PARK TOWNSHIP, ILLINOIS

BALANCE SHEET
GOVERNMENTAL FUNDS

March 31, 2022

	General (Town)	General Assistance	Community Mental Health	Total
ASSETS				
Cash and Investments	\$ 5,433,335	\$ 503,709	\$ 1,661,740	\$ 7,598,784
Accounts Receivable	223,323	2,000	16,505	241,828
Property Tax Receivable	1,849,714	56,019	821,221	2,726,954
Interest Receivable	733	-	489	1,222
Prepaid Items	-	-	802,691	802,691
TOTAL ASSETS	\$ 7,507,105	\$ 561,728	\$ 3,302,646	\$ 11,371,479
LIABILITIES, DEFERRED INFLOWS OF RESOURCES AND FUND BALANCES				
LIABILITIES				
Accounts Payable	\$ 56,577	\$ 6,831	\$ 95,544	\$ 158,952
Accrued Payroll	108,212	4,364	9,091	121,667
Due to Others	12,462	-	-	12,462
Total Liabilities	177,251	11,195	104,635	293,081
DEFERRED INFLOWS OF RESOURCES				
Unavailable Property Tax Revenue	3,754,184	146,576	1,664,017	5,564,777
Total Deferred Inflows of Resources	3,754,184	146,576	1,664,017	5,564,777
Total Liabilities and Deferred Inflows of Resources	3,931,435	157,771	1,768,652	5,857,858
FUND BALANCES				
Nonspendable				
Prepaid Items	-	-	802,691	802,691
Restricted for				
General Assistance	-	403,957	-	403,957
Community Mental Health	-	-	526,303	526,303
Unrestricted				
Assigned for Subsequent Budget				
Capital Furniture and Equipment	-	-	5,000	5,000
Technology Enhancements	95,000	-	-	95,000
Capital Improvements and Renovations	770,000	-	-	770,000
Vehicles	85,000	-	-	85,000
Assigned for Park District Lease	-	-	200,000	200,000
Unassigned	2,625,670	-	-	2,625,670
Total Fund Balances	3,575,670	403,957	1,533,994	5,513,621
TOTAL LIABILITIES, DEFERRED INFLOWS OF RESOURCES AND FUND BALANCES	\$ 7,507,105	\$ 561,728	\$ 3,302,646	\$ 11,371,479

See accompanying notes to financial statements.

OAK PARK TOWNSHIP, ILLINOIS

**RECONCILIATION OF FUND BALANCES OF GOVERNMENTAL FUNDS TO THE
GOVERNMENTAL ACTIVITIES IN THE STATEMENT OF NET POSITION**

March 31, 2022

FUND BALANCES OF GOVERNMENTAL FUNDS	\$ 5,513,621
Amounts reported for governmental activities in the statement of net position are different because:	
Capital assets used in governmental activities are not financial resources and, therefore, are not reported in the governmental funds	1,534,158
Deferred outflows of resources related to the Township's participation in IMRF are not financial resources and, therefore, are not reported in the governmental funds	179,095
Deferred inflows of resources related to the Township's participation in IMRF are not financial resources and, therefore, are not reported in the governmental funds	(1,609,816)
Net pension liability (asset) is reported on the statement of net position	2,254,168
Long-term liabilities, including bonds payable, are not due and payable in the current period and, therefore, are not reported in the governmental funds	
Compensated absences payable	(706,048)
Total OPEB liability	<u>(239,306)</u>
NET POSITION OF GOVERNMENTAL ACTIVITIES	<u><u>\$ 6,925,872</u></u>

See accompanying notes to financial statements.

OAK PARK TOWNSHIP, ILLINOIS

**STATEMENT OF REVENUES, EXPENDITURES AND
CHANGES IN FUND BALANCES
GOVERNMENTAL FUNDS**

For the Year Ended March 31, 2022

	General (Town)	General Assistance	Community Mental Health	Total
REVENUES				
Taxes	\$ 3,642,470	\$ 118,347	\$ 1,607,937	\$ 5,368,754
Intergovernmental	1,706,773	4,787	99,944	1,811,504
Charges for Services	44,380	9,000	5,892	59,272
Investment Income	476	405	(190)	691
Miscellaneous	12,802	250	-	13,052
Total Revenues	5,406,901	132,789	1,713,583	7,253,273
EXPENDITURES				
Current				
General Government	1,202,117	-	-	1,202,117
Senior Services	2,881,885	-	-	2,881,885
Youth Services	647,612	-	-	647,612
General Assistance	-	365,966	-	365,966
Community Mental Health	-	-	1,500,205	1,500,205
Capital Outlay	80,128	-	6,553	86,681
Total Expenditures	4,811,742	365,966	1,506,758	6,684,466
NET CHANGE IN FUND BALANCES	595,159	(233,177)	206,825	568,807
FUND BALANCES, APRIL 1	2,980,511	637,134	1,327,169	4,944,814
FUND BALANCES, MARCH 31	\$ 3,575,670	\$ 403,957	\$ 1,533,994	\$ 5,513,621

See accompanying notes to financial statements.

OAK PARK TOWNSHIP, ILLINOIS

RECONCILIATION OF THE GOVERNMENTAL FUNDS STATEMENT OF REVENUES, EXPENDITURES AND CHANGES IN FUND BALANCES TO THE GOVERNMENTAL ACTIVITIES IN THE STATEMENT OF ACTIVITIES

For the Year Ended March 31, 2022

NET CHANGE IN FUND BALANCES - TOTAL GOVERNMENTAL FUNDS	\$ 568,807
Amounts reported for governmental activities in the statement of activities are different because:	
The change in pension related deferred outflows is reported as an expense on the statement of activities	(39,960)
The change in pension related deferred inflows is reported as an expense on the statement of activities	(622,919)
The change in compensated absences liability is reported as an expense on the statement of activities	(249,311)
The change in total OPEB liability is reported as an expense on the statement of activities	44,143
The change in the net pension liability (asset) is reported as an expense on the statement of activities	1,282,529
Governmental funds report capital outlay as expenditures; however, they are capitalized and depreciated in the statement of activities	44,179
Some expenses in the statement of activities do not require the use of current financial resources and, therefore, are not reported as expenditures in governmental funds Depreciation of capital assets	<u>(177,299)</u>
CHANGE IN NET POSITION OF GOVERNMENTAL ACTIVITIES	<u><u>\$ 850,169</u></u>

See accompanying notes to financial statements.

OAK PARK TOWNSHIP, ILLINOIS

NOTES TO FINANCIAL STATEMENTS

March 31, 2022

1. SUMMARY OF SIGNIFICANT ACCOUNTING POLICIES

Oak Park Township, Illinois (the Township) operates under the Township Act (60 ILCS) and the Revenue Code (35 ILCS) of the Illinois Compiled Statutes (ILCS). The Township provides the following services as authorized by its charter: youth services; senior and disabled services; mental health services, including individual and family counseling; general assistance; property tax related matters; and general administrative services.

The financial statements of the Township have been prepared in conformity with accounting principles generally accepted in the United States of America, as applied to governmental units (hereinafter referred to as generally accepted accounting principles (GAAP)). The Governmental Accounting Standards Board (GASB) is the accepted standard-setting body for establishing governmental accounting and financial reporting principles. The more significant of the Township's accounting policies are described below.

A. Reporting Entity

The financial reporting entity consists of the primary government, as well as its component units, which are legally separate organizations for which the elected officials of the primary government are financially accountable. Financial accountability is defined as:

- 1) Appointment of a voting majority of the component unit's board and either (a) the ability to impose will by the primary government or (b) the possibility that the component unit will provide a financial benefit to, or impose a financial burden on the primary government; or
- 2) Fiscal dependency on the primary government.

The Township has a separately elected Board of Trustees, the power to levy taxes, the authorization to expend funds, the responsibility to designate management, the ability to prepare and modify the annual budget and the authority to issue debt. Therefore, the Township is not included as a component unit of any other entity.

B. Basis of Presentation - Fund Accounting

The accounts of the Township are organized on the basis of funds, each of which is considered a separate accounting entity. The operations of each fund are accounted for with a separate set of self-balancing accounts that comprise its assets, deferred outflows of resources, liabilities, deferred inflows of resources, fund equity,

1. SUMMARY OF SIGNIFICANT ACCOUNTING POLICIES (Continued)

B. Basis of Presentation - Fund Accounting (Continued)

revenues and expenditures or expenses as appropriate. Government resources are allocated to and accounted for in individual funds based on the purposes for which they are to be spent and the means by which spending activities are controlled. Funds are classified into the following categories: governmental, proprietary and fiduciary.

Governmental funds are used to account for all or most of the Township's general activities, including the collection and disbursement of committed, restricted or assigned monies (special revenue funds), the acquisition or construction of capital assets (capital projects funds) and the servicing of general long-term debt (debt service funds). The General Fund is used to account for all activities of the Township not accounted for in some other fund. The Township has no capital projects or debt service funds.

The Township has no proprietary or fiduciary funds.

C. Government-Wide and Fund Financial Statements

The government-wide financial statements (i.e., the statement of net position and the statement of activities) report information on all of the activities of the Township. The effect of material interfund activity has been eliminated from these statements. Interfund services provided and used are not eliminated on these statements. Governmental activities, which normally are supported by taxes and intergovernmental revenues, are reported separately from business-type activities, which rely to a significant extent on fees and charges for support. The Township has no business-type activities.

The statement of activities demonstrates the degree to which the direct expenses of a given function, segment or program are offset by program revenues. Direct expenses are those that are clearly identifiable with a specific function or segment. Program revenues include (1) charges to customers or applicants who purchase, use or directly benefit from goods, services or privileges provided by a given function or segment and (2) grants and contributions that are restricted to meeting the operational or capital requirements of a particular function or segment. Taxes and other items not properly included among program revenues are reported instead as general revenues.

Separate financial statements are provided for governmental funds. Major individual governmental funds are reported as separate columns in the fund financial statements.

1. SUMMARY OF SIGNIFICANT ACCOUNTING POLICIES (Continued)

C. Government-Wide and Fund Financial Statements (Continued)

The Township reports the following major governmental funds:

The General (Town) Fund accounts for the resources traditionally associated with the Township's operations that are not accounted for in another fund.

The General Assistance Fund accounts for the restricted resources including property taxes and grants needed to provide financial assistance to unemployed Oak Park residents or residents applying for Supplemental Security Income (SSI). Management has elected to report this fund as a major fund.

The Community Mental Health Fund accounts for the restricted revenues including property taxes and grants and the related expenditures needed to finance the Community Mental Health Board's support of services and programs in the areas of mental health, developmental disabilities and alcohol and substance abuse.

D. Measurement Focus, Basis of Accounting, and Financial Statement Presentation

The government-wide financial statements are reported using the economic resources measurement focus and the accrual basis of accounting. Revenues and additions are recorded when earned and expenses and deductions are recorded when a liability is incurred. Property taxes are recognized as revenues in the year for which they are levied (i.e., intended to finance). Grants and similar items are recognized as revenue as soon as all eligibility requirements imposed by the provider have been met.

Governmental fund financial statements are reported using the current financial resources measurement focus and the modified accrual basis of accounting. Under the modified accrual basis of accounting, revenues are recorded when susceptible to accrual (i.e., both measurable and available). "Measurable" means the amount of the transaction can be determined and "available" means collectible within the current period or soon enough thereafter to be used to pay liabilities of the current period. The Township considers revenues to be available if they are collected within 60 days of the end of the current fiscal year. Expenditures are recorded when the related fund liability is incurred.

Charges for services and miscellaneous revenues (except investment earnings) are recorded as revenues when received in cash because they are generally not measurable until actually received. Investment income is susceptible to accrual and is recognized as revenues of the current period since recognition criteria indicated above are met.

1. SUMMARY OF SIGNIFICANT ACCOUNTING POLICIES (Continued)

D. Measurement Focus, Basis of Accounting, and Financial Statement Presentation
(Continued)

In applying the susceptible to accrual concept to intergovernmental revenues (i.e., federal and state grants), the legal and contractual requirements of the numerous individual programs are used as guidance. There are, however, essentially two types of these revenues. In one, monies must be expended on the specific purpose or project before any amounts will be paid to the Township; therefore, revenues are recognized based upon the expenditures recorded. In the other, monies are virtually unrestricted as to purpose of expenditure and are generally revocable only for failure to comply with prescribed eligibility requirements, such as equal employment opportunity. These resources are reflected as revenues at the time of receipt or earlier if they meet the availability criterion.

The Township reports deferred/unavailable/unearned revenue on its financial statements. Deferred/unavailable/unearned revenues arise when potential revenue does not meet both the measurable and available or earned criteria for recognition in the current period. Deferred/unavailable/unearned revenues also arise when resources are received by the Township before it has a legal claim to them or prior to the provision of services, as when grant monies are received prior to the incurrence of qualifying expenditures. In subsequent periods, when both revenue recognition criteria are met, or when the Township has a legal claim to the resources, the liability or deferred inflow of resources for deferred/unavailable/unearned revenue is removed from the financial statements and revenue is recognized.

E. Cash and Investments

The Township's cash and cash equivalents are considered to be cash on hand, demand deposits and short-term investments with maturities of three months or less from the date of acquisition.

Investments with a maturity of one year or less when purchased and all non-negotiable certificates of deposit are stated at cost or amortized cost. Investments with a maturity greater than one year when purchased, if any, are reported at fair value.

F. Receivables

Receivables consist primarily of property taxes, intergovernmental and other miscellaneous amounts due to the Township.

1. SUMMARY OF SIGNIFICANT ACCOUNTING POLICIES (Continued)

G. Compensated Absences

Vacation time is earned by employees of the Township based on length of employment and employee status. Employees are generally required to use their vacation time with the exception that 80 hours can be carried to the following year. Any unused vacation time is paid to employees upon termination.

The Township also allows employees to accumulate compensatory time for later use (subject to a 240-hour maximum). Accumulated unused compensatory time is paid to employees at the end of each calendar year.

The Township allows for carryover of unused sick time, subject to maximum limits. Upon termination employees with more than five years of service receive payment for one-third of all accumulated sick days to a maximum of 30 days pay.

Vested or accumulated vacation time and sick leave that is owed to retirees or terminated employees (after it has matured) is reported as an expenditure and a fund liability of the governmental fund that will pay it in the fund financial statements. Vested or accumulated vacation time and sick leave of governmental activities at the government-wide level is recorded as an expense and liability as the benefits accrue to employees.

H. Capital Assets

Capital assets, which include property, plant and equipment are reported in the applicable governmental activities columns in the government-wide financial statements. Capital assets are defined by the Township as assets with an initial, individual cost of more than \$5,000 (except for buildings and improvements which is \$10,000) and an estimated useful life in excess of one year. Such assets are recorded at historical cost or estimated historical cost if purchased or constructed. Donated capital assets are recorded at acquisition value at the date of donation.

The costs of normal maintenance and repairs that do not add to the value of the asset or materially extend asset lives are not capitalized.

Major outlays for capital assets and improvements are capitalized as projects are constructed. Property, plant and equipment is depreciated using the straight-line method over the following estimated useful lives:

Assets	Years
Buildings and Improvements	20-40
Machinery and Equipment	5-7

1. SUMMARY OF SIGNIFICANT ACCOUNTING POLICIES (Continued)

I. Long-Term Obligations

In the government-wide financial statements, long-term debt and other long-term obligations are reported as liabilities in the governmental activities.

In the fund financial statements, governmental fund types recognize bond premiums and discounts, as well as bond issuance costs, during the current period. The face amount of debt issued is reported as other financing sources. Premiums received on debt issuances are reported as other financing sources while discounts on debt issuances are reported as other financing uses. Issuance costs, whether or not withheld from the actual debt proceeds received, are reported as expenditures.

J. Fund Balance/Net Position

In the fund financial statements, governmental funds report nonspendable fund balance for amounts that are either not in spendable form or legally or contractually required to be maintained intact. Restrictions of fund balance are reported for amounts constrained by legal restrictions from outside parties for use for a specific purpose, or externally imposed by outside entities. None of the restricted fund balance result from enabling legislation adopted by the Township. Committed fund balance, if any, is constrained by formal actions of the Township's Board of Trustees, which is considered the Township's highest level of decision-making authority. Formal actions include ordinances approved by the Township Board of Trustees. Assigned fund balance represents amounts constrained by the Township's intent to use them for a specific purpose. The authority to assign fund balance has been delegated to the Township's manager through the fund balance policy adopted by the Township Board of Trustees. Any residual fund balance of the General (Town) Fund is reported as unassigned. Deficit fund balances in other governmental funds are also reported as unassigned.

The Township's flow of funds assumption prescribes that the funds with the highest level of constraint are expended first. If restricted or unrestricted funds are available for spending, the restricted funds are spent first. Additionally, if different levels of unrestricted funds are available for spending the Township considers committed funds to be expended first followed by assigned and then unassigned funds.

The Township has established fund balance policies for their governmental funds. The fund balance of the General Assistance Fund and Community Mental Health Fund is restricted due to the specific tax levy adopted by the Township. The Township's policy is to set levels of unassigned fund balances for the Town Fund and total fund balance for the General Assistance Fund at four to six months of the current year's budgeted operating expenditures. The policy goal for the Community Mental Health Fund is six to eight months of budgeted operating expenditures.

1. SUMMARY OF SIGNIFICANT ACCOUNTING POLICIES (Continued)

J. Fund Balance/Net Position (Continued)

In the government-wide financial statements, restricted net position is legally restricted by outside parties for a specific purpose. Net investment in capital assets represents the book value of capital assets, less any long-term debt principal outstanding issued to construct or acquire the capital assets.

K. Prepaid Items/Expenses

Payments made to vendors for services that will benefit periods beyond the date of this report are recorded as prepaid items/expenses using the consumptions method.

L. Deferred Outflows/Inflows of Resources

In addition to assets, the statement of net position will sometimes report a separate section for deferred outflows of resources. This separate financial statement element, deferred outflows of resources, represents a consumption of net assets that applies to future period(s) and so will not be recognized as an outflow of resources (expenditure) until then.

In addition to liabilities, the statement of financial position will sometimes report a separate section for deferred inflows of resources. This separate financial statement element, deferred inflows of resources, represents an acquisition of net assets that applies to future period(s) and so will not be recognized as an inflow of resources (revenue) until that time.

M. Use of Estimates

The preparation of financial statements in conformity with GAAP requires management to make estimates and assumptions that affect the reported amounts of assets, deferred outflows of resources, liabilities, deferred inflows of resources and disclosure of contingent assets and liabilities at the date of the financial statements and the reported amounts of revenues and expenditures/expenses during the reporting period. Actual results could differ from those estimates.

N. Postponement of Implementation of Certain Authoritative Guidance

In accordance with the provisions of GASB Statement of No. 95, *Postponement of the Effective Dates of Certain Authoritative Guidance*, the Township has delayed the implementation of GASB Statement No. 87, *Leases*, to March 31, 2023.

2. CASH AND INVESTMENTS

A. Permitted Deposits and Investments

ILCS and the Township's investment policy authorizes the Township to make deposits/invest in interest-bearing savings accounts, certificates of deposit and time deposits of any bank as defined by the Illinois Banking Act, obligations of the U.S. Treasury and U.S. agencies, certain short-term corporate obligations and certain money market mutual funds, including The Illinois Funds.

The Illinois Public Treasurers' Investment Pool, known as The Illinois Funds, operates as a qualified external investment pool in accordance with the criteria established in GASB Statement No. 79, *Certain External Investment Pools and Pool Participants*, and thus, reports all investments at amortized cost rather than fair value. The investment in The Illinois Funds by participants is also reported at amortized cost. The Illinois Funds does not have any limitations or restrictions on participant withdrawals. The Illinois Treasurer's Office issues a separate financial report for The Illinois Funds which may be obtained by contacting the Administrative Office at Illinois Business Center, 400 West Monroe Street, Suite 401, Springfield, Illinois 62704.

Illinois Metropolitan Investment Fund (IMET) is a not-for-profit investment trust formed pursuant to the Illinois Municipal Code and managed by a Board of Trustees elected from the participating members. IMET is not registered with the SEC as an investment company. Investments in IMET are valued at IMET's share price, the price for which the investment could be sold.

It is the policy of the Township to invest its funds in a manner which will provide the highest investment return with the maximum security while meeting the daily cash flow demands of the Township and conforming to all state and local statutes governing the investment of public funds, using the "prudent person" standard for managing the overall portfolio. The primary objectives of the policy are safety (preservation of capital and protection of investment principal), liquidity and yield.

The Township categorizes its fair value measurements within the fair value hierarchy established by GAAP. The hierarchy is based on the valuation inputs used to measure the fair value of the asset. Level 1 inputs are quoted prices in active markets for identical assets; Level 2 inputs are significant other observable inputs; and Level 3 inputs are significant unobservable inputs. The Township had the following recurring fair value measurements as of March 31, 2022: U.S. Treasury obligations are valued using quoted prices in active markets for identical assets (Level 1 inputs). The negotiable certificates of deposit are valued using quoted matrix pricing models (Level 2 inputs).

OAK PARK TOWNSHIP, ILLINOIS
NOTES TO FINANCIAL STATEMENTS (Continued)

2. CASH AND INVESTMENTS (Continued)

B. Deposits with Financial Institutions

Custodial credit risk for deposits with financial institutions is the risk that in the event of bank failure, the Township's deposits may not be returned to it. The Township's investment policy requires pledging of collateral held by a third party custodian in the Township's name for all bank balances in excess of federal depository insurance.

C. Investments

The following table presents the investments and maturities of the Township's debt securities as of March 31, 2022:

Investment Type	Fair Value	Investment Maturities (in Years)			
		Less than 1	1-5	6-10	Greater than 10
Negotiable Certificates of Deposit	\$ 1,245,087	\$ 1,245,087	\$ -	\$ -	\$ -
U.S. Treasuries	341,985	341,985	-	-	-
TOTAL	\$ 1,587,072	\$ 1,587,072	\$ -	\$ -	\$ -

In accordance with its investment policy, the Township limits its exposure to interest rate risk by diversifying its investment portfolio. A variety of financial instruments and maturities, properly balanced, will help to ensure liquidity and reduce risk or interest rate volatility and loss of principal. Diversifying investments and maturities will avoid incurring unreasonable risks in the investment portfolio regarding specific security types, issuers or individual financial institutions. The Township's investment policy limits the maximum maturity length of investments to no more than five years.

The Township limits its exposure to credit risk, the risk that the issuer of a debt security will not pay its par value upon maturity, by primarily investing in obligations guaranteed by the United States Government or securities issued by agencies of the United States Government that are explicitly guaranteed by the United States Government. However, the Township's investment policy does not specifically limit the Township to these types of investments. The Township's investments are invested in The Illinois Funds, which is rated AAA by both Standard & Poor's and Moody's, and is in accordance with the Township's investment policy. The negotiable certificates of deposit are not rated.

2. CASH AND INVESTMENTS (Continued)

C. Investments (Continued)

Concentration of credit risk is the risk of loss attributed to the magnitude of the Township's investment in a single issuer. The Township addresses concentration of credit risk by limiting investments to avoid over concentration in securities from a specific issuer or business sector (excluding U.S. Treasury securities) and investing in securities with varying maturities.

Custodial credit risk for investments is the risk that, in the event of the failure of the counterparty to the investment, the Township will not be able to recover the value of its investments that are in possession of an outside party. To limit its exposure, the Township's investment policy requires all security transactions that are exposed to custodial credit risk to be processed on a delivery versus payment (DVP) basis with the underlying investments held by a third party acting as the Township's agent separate from where the investment was purchased.

3. PROPERTY TAXES

The Township's property tax is levied each calendar year on all taxable real property located in the Township. For governmental funds, property taxes received in the period intended to finance and collected within 60 days subsequent to year end are recorded as revenue.

The County Assessor is responsible for assessment of all taxable real property within Cook County (the County), except for certain railroad property, which is assessed directly by the state. The County Assessor is responsible for assessment of all taxable real property. Reassessments occur based on market conditions. The County Clerk computes the annual tax for each parcel of real property and prepares tax books used by the County Collector as the basis for issuing tax bills to all taxpayers in the County.

Property taxes are collected by the County Collector and are submitted to the County Treasurer, who remits to the units their respective shares of the collections. Taxes levied in one year become due and payable in two installments on or about March 1 and August 1 during the following year. Taxes must be levied by the last Tuesday in December of the levy year and the levy becomes an enforceable lien against the property as of January 1 of the levy year.

The 2021 property tax levy is recorded as a receivable at March 31, 2022, net of estimated uncollectibles and amounts collected as of March 31, 2022. Unavailable/deferred revenue for the entire 2021 levy has been recorded as of March 31, 2022, as it is intended to finance the subsequent fiscal year. The 2022 tax levy has not been recorded as a receivable at March 31, 2022. The tax has attached as a lien on property as of January 1, 2022; however, the tax will not be levied until December 2022 and, accordingly, is not measurable at March 31, 2022.

OAK PARK TOWNSHIP, ILLINOIS
NOTES TO FINANCIAL STATEMENTS (Continued)

4. CAPITAL ASSETS

Capital asset activity for the year ended March 31, 2022, was as follows:

	Beginning Balances	Increases	Decreases	Ending Balances
GOVERNMENTAL ACTIVITIES				
Capital Assets Not Being Depreciated				
Land	\$ 170,000	\$ -	\$ -	\$ 170,000
Total Capital Assets Not Being Depreciated	170,000	-	-	170,000
Capital Assets Being Depreciated				
Buildings and Improvements	3,286,729	-	-	3,286,729
Machinery and Equipment	386,955	44,179	29,092	402,042
Software and Website	15,957	-	-	15,957
Total Capital Assets Being Depreciated	3,689,641	44,179	29,092	3,704,728
Less Accumulated Depreciation				
Buildings and Improvements	1,828,419	139,429	-	1,967,848
Machinery and Equipment	347,987	37,870	29,092	356,765
Software and Website	15,957	-	-	15,957
Total Accumulated Depreciation	2,192,363	177,299	29,092	2,340,570
Total Capital Assets Being Depreciated, Net	1,497,278	(133,120)	-	1,364,158
GOVERNMENTAL ACTIVITIES				
CAPITAL ASSETS, NET	\$ 1,667,278	\$ (133,120)	\$ -	\$ 1,534,158

Depreciation expense was charged to functions/programs of the primary government as follows:

GOVERNMENTAL ACTIVITIES	
General Government	\$ 45,475
Senior Services	131,824
TOTAL GOVERNMENTAL ACTIVITIES	\$ 177,299

OAK PARK TOWNSHIP, ILLINOIS
NOTES TO FINANCIAL STATEMENTS (Continued)

5. LONG-TERM DEBT

Changes in Long-Term Liabilities

The following is a summary of changes in long-term liabilities for the year ended March 31, 2022:

	Beginning Balances	Additions	Retirement	Ending Balances	Current Portion
Compensated Absences Payable	\$ 456,737	\$ 340,658	\$ 91,347	\$ 706,048	\$ 141,210
Total OPEB Liability	283,449	-	44,143	239,306	18,995
TOTAL	\$ 740,186	\$ 340,658	\$ 135,490	\$ 945,354	\$ 160,205

The General (Town) Fund and the Community Mental Health Fund have typically been used in prior years to liquidate the liability for the net pension liability, compensated absences and total OPEB liability.

6. LEASE COMMITMENTS

The Township has a long-term lease commitment for the use of the Community Mental Health Board Office. The terms of the lease require monthly rentals of \$2,011 beginning August 1, 2011 through January 31, 2014, \$2,160 through July 31, 2016, \$2,126 through July 31, 2017, \$2,164 through July 31, 2018, \$1,875 through June 30, 2019, \$1,931 through June 30, 2020, \$1,989 through June 30, 2021, \$2,049 through June 30, 2022, \$2,110 through June 30, 2023 plus a pro-rata share of property taxes and operating expenses. Effective March 4, 2021 the Community Mental Health Board entered into an agreement with the Park District of Oak Park for use of the District's proposed Community Center. The term of the lease is 35 years and occupancy begins as determined by the Park District based on availability of the space. Terms of the lease include advance payments beginning in the fiscal year ending March 31, 2022. For the fiscal year ended March 31, 2022, \$27,311 of lease expenditures were incurred.

Future minimum lease payments are as follows:

Year Ending March 31,	Minimum Lease Payment Due
2023	\$ 225,137
2024	6,330
TOTAL	\$ 231,467

7. DEFINED BENEFIT PENSION PLAN

The Township contributes to one defined benefit pension plan, the Illinois Municipal Retirement Fund (IMRF), an agent multiple-employer public employee retirement system. The benefits, benefit levels, employee contributions and employer contributions for the plan is governed by ILCS and can only be amended by the Illinois General Assembly. IMRF issues a publicly available report that includes financial statements and supplementary information for the plan as a whole, but not for individual employers. That report can be obtained from IMRF, 2211 York Road, Suite 500, Oak Brook, Illinois 60523 or at www.imrf.org.

Illinois Municipal Retirement Fund

Plan Administration

All employees hired in positions that meet or exceed the prescribed annual hourly standard must be enrolled in IMRF as participating members.

The plan is accounted for on the economic resources measurement focus and the accrual basis of accounting. Employer and employee contributions are recognized when earned in the year that the contributions are required, benefits and refunds are recognized as an expense and liability when due and payable.

Plan Membership

At December 31, 2021, IMRF membership consisted of:

Inactive Employees or Their Beneficiaries	
Currently Receiving Benefits	48
Inactive Employees Entitled to but not yet	
Receiving Benefits	58
Active Employees	50
 TOTAL	 156

Benefits Provided

IMRF provides two tiers of pension benefits. Employees hired prior to January 1, 2011, are eligible for Tier 1 benefits. For Tier 1 employees, pension benefits vest after eight years of service. Participating members who retire at age 55 (reduced benefits) or after age 60 (full benefits) with eight years of credited service are entitled to an annual retirement benefit, payable monthly for life, in an amount equal to 1 2/3% of their final rate of earnings, for each year of credited service up to 15 years, and 2% for each year thereafter. Employees

OAK PARK TOWNSHIP, ILLINOIS
NOTES TO FINANCIAL STATEMENTS (Continued)

7. DEFINED BENEFIT PENSION PLAN (Continued)

Illinois Municipal Retirement Fund (Continued)

Benefits Provided (Continued)

hired on or after January 1, 2011, are eligible for Tier 2 benefits. For Tier 2 employees, pension benefits vest after ten years of service. Participating members who retire at age 62 (reduced benefits) or after age 67 (full benefits) with ten years of credited service are entitled to an annual retirement benefit, payable monthly for life, in an amount equal to 1 2/3% of their final rate of earnings, for each year of credited service up to 15 years, and 2% for each year thereafter. IMRF also provides death and disability benefits. These benefit provisions and all other requirements are established by state statute.

Contributions

Participating members are required to contribute 4.50% of their annual salary to IMRF. The Township is required to contribute the remaining amounts necessary to fund IMRF as specified by statute. The employer contribution rate for the fiscal year ended March 31, 2022, was 7.13% of covered payroll.

Actuarial Assumptions

The Township's net pension liability was measured as of December 31, 2021 and the total pension liability used to calculate the net pension liability was determined by an actuarial valuation performed as of the same date using the following actuarial methods and assumptions.

Actuarial Valuation Date	December 31, 2021
Actuarial Cost Method	Entry-Age Normal
Assumptions	
Inflation	2.25%
Salary Increases	2.85% to 13.75%
Interest Rate	7.25%
Cost of Living Adjustment	3.25%
Asset Valuation Method	Fair Value

OAK PARK TOWNSHIP, ILLINOIS
NOTES TO FINANCIAL STATEMENTS (Continued)

7. DEFINED BENEFIT PENSION PLAN (Continued)

Illinois Municipal Retirement Fund (Continued)

Actuarial Assumptions (Continued)

For non-disabled retirees, the Pub-2010, Amount-Weighted, below-median income, General, Retiree, Male (adjusted 106%) and Female (adjusted 105%) tables and future mortality improvements projected using scale MP-2020. For disabled retirees the Pub-2010, Amount-Weighted, below-median income, General, Disabled Retiree, Male and Female (both unadjusted) tables and future mortality improvements projected using scale MP-2020. For active members, the Pub-2010, Amount-Weighted, below-median income, General, Employee, Male and Female (both unadjusted) tables and future mortality improvements projected using scale MP-2020.

Discount Rate

The discount rate used to measure the total pension liability at December 31, 2021, was 7.25%. The projection of cash flows used to determine the discount rate assumed that member contributions will be made at the current contribution rate and that the Township contributions will be made at rates equal to the difference between actuarially determined contribution rates and the member rate. Based on those assumptions, the IMRF's fiduciary net position was projected to be available to make all projected future benefit payments of current plan members.

Changes in the Net Pension Liability (Asset)

	(a) Total Pension Liability	(b) Plan Fiduciary Net Position	(a) - (b) Net Pension Liability (Asset)
BALANCES AT JANUARY 1, 2021	\$ 11,289,411	\$ 12,261,050	\$ (971,639)
Changes for the Period			
Service Cost	222,733	-	222,733
Interest	803,407	-	803,407
Difference Between Expected and Actual Experience	113,031	-	113,031
Changes in Assumptions	-	-	-
Employer Contributions	-	204,277	(204,277)
Employee Contributions	-	139,889	(139,889)
Net Investment Income	-	2,060,822	(2,060,822)
Benefit Payments and Refunds	(638,604)	(638,604)	-
Other (Net Transfer)	-	16,712	(16,712)
Net Changes	500,567	1,783,096	(1,282,529)
BALANCES AT DECEMBER 31, 2021	\$ 11,789,978	\$ 14,044,146	\$ (2,254,168)

OAK PARK TOWNSHIP, ILLINOIS
NOTES TO FINANCIAL STATEMENTS (Continued)

7. DEFINED BENEFIT PENSION PLAN (Continued)

Illinois Municipal Retirement Fund (Continued)

Pension Expense and Deferred Outflows of Resources and Deferred Inflows of Resources

For the year ended March 31, 2022, the Township recognized pension income of \$420,736. At March 31, 2022, the Township reported deferred outflows of resources and deferred inflows of resources related to IMRF from the following sources:

	Deferred Outflows of Resources	Deferred Inflows of Resources
Difference Between Expected and Actual Experience	\$ 140,175	\$ -
Changes in Assumption	-	37,783
Net Difference Between Projected and Actual Earnings on Pension Plan Investments	-	1,572,033
Contributions Made After Measurement Date	38,920	-
TOTAL	<u>\$ 179,095</u>	<u>\$ 1,609,816</u>

\$38,920 reported as deferred outflows of pensions result from Township contributions subsequent to the measurement date will be recognized as a reduction of the net pension liability in the year ending March 31, 2023. Other amounts reported as deferred outflows of resources and deferred inflows of resources related to IMRF will be recognized in pension expense as follows:

Fiscal Year Ending <u>March 31,</u>	
2023	\$ (279,045)
2024	(564,810)
2025	(389,395)
2026	(236,391)
Thereafter	<u>-</u>
TOTAL	<u>\$ (1,469,641)</u>

OAK PARK TOWNSHIP, ILLINOIS
NOTES TO FINANCIAL STATEMENTS (Continued)

7. DEFINED BENEFIT PENSION PLAN (Continued)

Illinois Municipal Retirement Fund (Continued)

Discount Rate Sensitivity

The following is a sensitivity analysis of the net pension liability (asset) to changes in the discount rate. The table below presents the pension liability (asset) of the Township calculated using the discount rate of 7.25% as well as what the Township's net pension liability (asset) would be if it were calculated using a discount rate that is 1 percentage point lower (6.25%) or 1 percentage point higher (8.25%) than the current rate:

	1% Decrease (6.25%)	Current Discount Rate (7.25%)	1% Increase (8.25%)
Net Pension Liability (Asset)	\$ (890,058)	\$ (2,254,168)	\$ (3,281,060)

8. RISK MANAGEMENT

The Township is exposed to various risks of loss related to torts; theft of, damage to and destruction of assets; errors and omissions; injuries to employees; illnesses of employees; and natural disasters. The Township purchases third party indemnity insurance for general liability, property casualty and workmen's compensation. Settled claims have not exceeded this commercial coverage in the current fiscal year or in the prior three fiscal years.

Beginning January 1, 2014, for its health insurance coverages, the Township participates in the Intergovernmental Personnel Benefit Cooperative (IPBC). IPBC is a public entity risk pool established in 1979 by certain units of local government in Illinois to administer some or all of the personnel benefit programs (primarily medical, dental and life insurance coverage) offered by these members to their officers and employees and to the officers and employees of certain other governmental, quasigovernmental and nonprofit public service entities. Management consists of a Board of Directors comprised of one appointed representative from each member. The officers of IPBC are chosen by the Board of Directors from among their membership. The Township does not exercise any control over the activities of IPBC beyond its representation on the Board of Directors.

IPBC acts as an administrative agency to receive, process and pay such claims as may come within the benefit program of each member. Through IPBC, the Township offers both a PPO plan and an HMO plan. For those employees enrolled in the PPO plan, the Township is responsible for the first \$35,000 in claims for each individual employee

8. RISK MANAGEMENT (Continued)

participant every claim year. The members of IPBC share claims (for each individual employee) between \$35,000 and \$125,000. IPBC maintains stop-loss insurance to cover claims in excess of \$125,000. Approximately 31 of the Township's employees and retirees are PPO participants.

The HMO plan is also self-insured through a special arrangement. Members of IPBC pay for fixed costs of capitation and administration and then fund for claims not covered under the capitation fee. This plan is fully pooled, and the Township is not individually rated based on claims experience. All members of the IPBC pay the same rates based on plan design choices. Approximately seven of the Township's employees and retirees are HMO participants.

The Township makes payments to IPBC monthly based on its participation in the plan. The rates per individual participant are determined annually based on each member's prior experience within the pool and projected future claims. This rate also includes a provision for the cost of excess insurance purchased by IPBC. The Township also makes monthly payments to IPBC for administration of the plan.

9. OTHER POSTEMPLOYMENT BENEFITS

A. Plan Description

In addition to providing the pension benefits described, the Township provides postemployment health care benefits (OPEB) for retired employees through a single-employer defined benefit plan. The benefits, benefit levels, employee contributions and any employer contributions are governed by ILCS and by the Township. The plan is not accounted for as a trust fund, as an irrevocable trust has not been established to account for the plan. The plan does not issue a separate report. The activity of the plan is reported in the Township's General (Town) Fund and governmental activities.

B. Benefits Provided

The Township provides postemployment health care benefits to its retirees. To be eligible for benefits, an employee must qualify for retirement under the Township's retirement plan or meet COBRA requirements. All health care benefits are provided through the Township's participation in IPBC. The benefit levels are the same as those afforded to active employees. Benefits include general inpatient and outpatient medical services; mental, nervous and substance abuse care; vision care; dental care; and prescriptions. Eligibility in the Township's sponsored health care plans may be continued at a separate premium upon eligibility for federally sponsored health care benefits. All retirees contribute 100% of the actuarially determined premium to the plan to cover the cost of providing the benefits to the current members via the insured plan (pay-as-you-go) which results in an implicit subsidy to the Township.

OAK PARK TOWNSHIP, ILLINOIS
NOTES TO FINANCIAL STATEMENTS (Continued)

9. OTHER POSTEMPLOYMENT BENEFITS (Continued)

C. Membership

At March 31, 2021 (latest data available), membership consisted of:

Retirees and Beneficiaries Currently Receiving Benefits	1
Active Employees	<u>53</u>
TOTAL	<u>54</u>
Participating Employers	<u>1</u>

D. Actuarial Assumptions and Other Inputs

The total OPEB liability at March 31, 2022, as determined by an actuarial valuation as of April 1, 2021, using the alternative measurement method, was determined using the following actuarial assumptions and other inputs, applied to all periods included in the measurement, unless otherwise specified. The total OPEB liability was rolled forward by the actuary using updated procedures on March 31, 2022, including updating the discount rate at March 31, 2022, as noted below.

Actuarial Valuation Date	April 1, 2021
Measurement Date	March 31, 2022
Actuarial Cost Method	Entry-Age Normal
Inflation	2.25%
Discount Rate	2.73%
Healthcare Cost Trend Rates	6.60% graded to 5.00% over 9 years (HMO); 7.70% graded to 5.00% over 9 years (PPO Low Deductible); 7.20% graded to 5.00% over 9 years (PPO High Deductible)
Asset Valuation Method	N/A
Mortality Rates	PubG-2010(B) Improved Generationally using MP-2020 Improvement Rates

OAK PARK TOWNSHIP, ILLINOIS
NOTES TO FINANCIAL STATEMENTS (Continued)

9. OTHER POSTEMPLOYMENT BENEFITS (Continued)

G. Rate Sensitivity (Continued)

The table below presents the total OPEB liability of the Township calculated using the healthcare rate of 6.60% to 5.00% as well as what the Township’s total OPEB liability would be if it were calculated using a healthcare rate that is 1 percentage point lower (5.60% to 4.00%) or 1 percentage point higher (7.60% to 6.00%) than the current rate:

	1% Decrease (5.60% to 4.00%)	Current Healthcare Rate (6.60% to 5.00%)	1% Increase (7.60% to 6.00%)
Total OPEB Liability	\$ 215,593	\$ 239,306	\$ 267,430

H. OPEB Expense and Deferred Outflows of Resources and Deferred Inflows of Resources Related to OPEB

For the year ended March 31, 2022, the Township recognized OPEB income of \$25,148.

10. CONTINGENT LIABILITIES

Amounts received and receivable from grantor agencies are subject to audit and adjustment by grantor agencies, principally the federal government. Any disallowed claims, including amounts already collected, may constitute a liability of the applicable funds. The amount, if any, of expenditures which may be disallowed by the grantor cannot be determined at this time; although, the Township expects such amounts, if any, to be immaterial.

REQUIRED SUPPLEMENTARY INFORMATION

OAK PARK TOWNSHIP, ILLINOIS

**SCHEDULE OF REVENUES, EXPENDITURES AND
CHANGES IN FUND BALANCE - BUDGET AND ACTUAL
GENERAL (TOWN) FUND**

For the Year Ended March 31, 2022

	Original and Final Budget	Actual	Variance Over (Under)
REVENUES			
Taxes	\$ 3,620,367	\$ 3,642,470	\$ 22,103
Intergovernmental	1,600,312	1,706,773	106,461
Charges for Services	69,450	44,380	(25,070)
Investment Income	15,000	476	(14,524)
Miscellaneous	11,300	12,802	1,502
	<hr/>	<hr/>	<hr/>
Total Revenues	5,316,429	5,406,901	90,472
EXPENDITURES			
Current			
General Government	1,348,648	1,202,117	(146,531)
Senior Services	3,121,892	2,881,885	(240,007)
Youth Services	844,898	647,612	(197,286)
Capital Outlay	250,400	80,128	(170,272)
	<hr/>	<hr/>	<hr/>
Total Expenditures	5,565,838	4,811,742	(754,096)
 NET CHANGE IN FUND BALANCE	 <u>\$ (249,409)</u>	 595,159	 <u>\$ 844,568</u>
 FUND BALANCE, APRIL 1		 <u>2,980,511</u>	
 FUND BALANCE, MARCH 31		 <u>\$ 3,575,670</u>	

(See independent auditor's report.)

OAK PARK TOWNSHIP, ILLINOIS

**SCHEDULE OF REVENUES, EXPENDITURES AND
CHANGES IN FUND BALANCE - BUDGET AND ACTUAL
GENERAL ASSISTANCE FUND**

For the Year Ended March 31, 2022

	Original and Final Budget	Actual	Variance Over (Under)
REVENUES			
Taxes	\$ 139,141	\$ 118,347	\$ (20,794)
Intergovernmental	7,500	4,787	(2,713)
Charges for Services	-	9,000	9,000
Investment Income	10,000	405	(9,595)
Miscellaneous	-	250	250
	<hr/>	<hr/>	<hr/>
Total Revenues	156,641	132,789	(23,852)
EXPENDITURES			
General Assistance			
Administration			
Personnel Services	104,324	105,355	1,031
Fringe Benefits	44,482	43,436	(1,046)
Operating Costs and Services	37,600	29,797	(7,803)
Grants and Programs	250,500	187,378	(63,122)
	<hr/>	<hr/>	<hr/>
Total Expenditures	436,906	365,966	(70,940)
NET CHANGE IN FUND BALANCE	\$ (280,265)	(233,177)	\$ 47,088
FUND BALANCE, APRIL 1		<hr/>	
		637,134	
FUND BALANCE, MARCH 31		<hr/>	
		\$ 403,957	

(See independent auditor's report.)

OAK PARK TOWNSHIP, ILLINOIS

**SCHEDULE OF REVENUES, EXPENDITURES AND
CHANGES IN FUND BALANCE - BUDGET AND ACTUAL
COMMUNITY MENTAL HEALTH FUND**

For the Year Ended March 31, 2022

	Original and Final Budget	Actual	Variance Over (Under)
REVENUES			
Taxes	\$ 1,608,024	\$ 1,607,937	\$ (87)
Intergovernmental	30,000	99,944	69,944
Charges for Services	-	5,892	5,892
Investment Income	10,000	(190)	(10,190)
	<hr/>	<hr/>	<hr/>
Total Revenues	1,648,024	1,713,583	65,559
EXPENDITURES			
Current			
Community Mental Health			
Administration	379,010	408,234	29,224
External Contracts and Programs	1,300,000	1,081,726	(218,274)
Other Charges	18,696	10,245	(8,451)
Capital Outlay	5,000	6,553	1,553
Debt Service	800,000	-	(800,000)
	<hr/>	<hr/>	<hr/>
Total Expenditures	2,502,706	1,506,758	(995,948)
NET CHANGE IN FUND BALANCE	<u>\$ (854,682)</u>	206,825	<u>\$ 1,061,507</u>
FUND BALANCE, APRIL 1		<u>1,327,169</u>	
FUND BALANCE, MARCH 31		<u>\$ 1,533,994</u>	

(See independent auditor's report.)

OAK PARK TOWNSHIP, ILLINOIS

SCHEDULE OF CHANGES IN THE EMPLOYER'S
NET PENSION LIABILITY AND RELATED RATIOS
ILLINOIS MUNICIPAL RETIREMENT FUND

Last Seven Calendar Years

MEASUREMENT DATE DECEMBER 31,	2015	2016	2017	2018	2019	2020	2021
TOTAL PENSION LIABILITY							
Service Cost	\$ 251,239	\$ 257,267	\$ 236,767	\$ 240,127	\$ 234,765	\$ 234,093	\$ 222,733
Interest	622,851	669,697	681,841	707,350	735,161	768,796	803,407
Changes of Benefit Terms	-	-	-	-	-	-	-
Differences Between Expected and Actual Experience	116,602	(350,469)	187,402	6,383	67,328	221,395	113,031
Changes of Assumptions*	11,513	(11,495)	(303,509)	284,251	-	(127,029)	-
Benefit Payments, Including Refunds of Member Contributions	(359,001)	(378,359)	(431,141)	(497,000)	(556,223)	(589,752)	(638,604)
Net Change in Total Pension Liability	643,204	186,641	371,360	741,111	481,031	507,503	500,567
Total Pension Liability - Beginning	8,358,561	9,001,765	9,188,406	9,559,766	10,300,877	10,781,908	11,289,411
TOTAL PENSION LIABILITY - ENDING	\$ 9,001,765	\$ 9,188,406	\$ 9,559,766	\$ 10,300,877	\$ 10,781,908	\$ 11,289,411	\$ 11,789,978
PLAN FIDUCIARY NET POSITION							
Contributions - Employer	\$ 202,291	\$ 206,607	\$ 223,644	\$ 209,372	\$ 157,571	\$ 178,994	\$ 204,277
Contributions - Member	123,988	105,651	109,866	155,900	119,867	106,685	139,889
Net Investment Income	41,567	574,678	1,481,908	(529,437)	1,724,279	1,544,470	2,060,822
Benefit Payments, Including Refunds of Member Contributions	(359,001)	(378,359)	(431,141)	(497,000)	(556,223)	(589,752)	(638,604)
Administrative Expense	(45,940)	(185,902)	(96,172)	154,815	(57,098)	235,111	16,712
Net Change in Plan Fiduciary Net Position	(37,095)	322,675	1,288,105	(506,350)	1,388,396	1,475,508	1,783,096
Plan Fiduciary Net Position - Beginning	8,329,811	8,292,716	8,615,391	9,903,496	9,397,146	10,785,542	12,261,050
PLAN FIDUCIARY NET POSITION - ENDING	\$ 8,292,716	\$ 8,615,391	\$ 9,903,496	\$ 9,397,146	\$ 10,785,542	\$ 12,261,050	\$ 14,044,146
EMPLOYER'S NET PENSION LIABILITY (ASSET)	\$ 709,049	\$ 573,015	\$ (343,730)	\$ 903,731	\$ (3,634)	\$ (971,639)	\$ (2,254,168)

MEASUREMENT DATE DECEMBER 31,	2015	2016	2017	2018	2019	2020	2021
Plan Fiduciary Net Position as a Percentage of the Total Pension Liability	92.12%	93.76%	103.60%	91.23%	100.03%	108.61%	119.12%
Covered Payroll	\$ 2,296,149	\$ 2,347,809	\$ 2,441,479	\$ 2,445,924	\$ 2,424,297	\$ 2,370,773	\$ 2,680,791
Employer's Net Pension Liability (Asset) as a Percentage of Covered Payroll	30.88%	24.41%	(14.08%)	36.95%	(0.15%)	(40.98%)	(84.09%)

*Changes in assumptions disclosed below:

2014-2015 - Changes in assumptions related to retirement and mortality are disclosed.

2015-2016 - Investment rate of return assumptions decreased from 7.50% to 7.49%.

2016-2017 - Price inflation assumptions decreased from 2.75% to 2.50%; Salary increase assumptions decreased from 3.75%-14.50% to 3.39%-14.25%; and the mortality table changed from MP-2014 to MP-2017.

2017-2018 - Investment rate of return assumptions decreased from 7.50% to 7.25%.

2018-2019 - Investment rate of return assumptions increased from 7.25% to 7.50%.

2019-2020 - Investment rate of return assumptions decreased from 7.50% to 7.25%.

The Township implemented GASB Statement No. 68 for the fiscal year end March 31, 2016.

Ultimately, this schedule should present information for the last ten years. However, until ten years of information can be compiled, information will be presented for as many years as is available.

(See independent auditor's report.)

OAK PARK TOWNSHIP, ILLINOIS

SCHEDULE OF EMPLOYER CONTRIBUTIONS
ILLINOIS MUNICIPAL RETIREMENT FUND

Last Seven Fiscal Years

FISCAL YEAR ENDED MARCH 31,	2016	2017	2018	2019	2020	2021	2022
Actuarially Determined Contribution	\$ 205,406	\$ 214,763	\$ 213,959	\$ 185,198	\$ 163,533	\$ 184,132	\$ 198,068
Contributions in Relation to the Actuarially Determined Contribution	205,406	214,763	213,959	185,198	163,533	184,132	198,068
CONTRIBUTION DEFICIENCY (Excess)	\$ -	\$ -	\$ -	\$ -	\$ -	\$ -	\$ -
Covered Payroll	\$ 2,296,149	\$ 2,347,809	\$ 2,460,134	\$ 2,422,574	\$ 2,427,096	\$ 2,404,896	\$ 2,776,507
Contributions as a Percentage of Covered Payroll	8.95%	9.15%	8.70%	7.64%	6.74%	7.66%	7.13%

Notes to Required Supplementary Information

The information presented was determined as part of the actuarial valuations as of January 1 of the prior fiscal year. Additional information as of the latest actuarial valuation presented is as follows: the actuarial cost method was entry-age normal; the amortization method was level percent of pay, closed and the amortization period was 22 years; the asset valuation method was at five-year smoothed market; and the significant actuarial assumptions were an investment rate of return at 7.25% annually, projected salary increases assumption of 3.35% to 14.25% compounded annually and postretirement benefit increases of 3.25% compounded annually.

Ultimately, this schedule should present information for the last ten years. However, until ten years of information can be compiled, information will be presented for as many years as is available.

(See independent auditor's report.)

OAK PARK TOWNSHIP, ILLINOIS

SCHEDULE OF CHANGES IN THE EMPLOYER'S
TOTAL OPEB LIABILITY AND RELATED RATIOS
OTHER POSTEMPLOYMENT BENEFIT PLAN

Last Four Fiscal Years

MEASUREMENT DATE MARCH 31,	2019	2020	2021	2022
TOTAL OPEB LIABILITY				
Service Cost	\$ 23,949	\$ 24,923	\$ 25,765	\$ 6,949
Interest	13,762	13,722	9,293	6,438
Changes of Benefit Terms	-	-	-	-
Differences Between Expected and Actual Experience	-	-	(152,892)	-
Changes of Assumptions*	2,504	41,082	8,486	(38,535)
Benefit Payments, Including Refunds of Member Contributions	(32,850)	(31,334)	(33,162)	(18,995)
Net Change in Total OPEB Liability	7,365	48,393	(142,510)	(44,143)
Total OPEB Liability - Beginning	370,201	377,566	425,959	283,449
TOTAL OPEB LIABILITY - ENDING	\$ 377,566	\$ 425,959	\$ 283,449	\$ 239,306
Covered-Employee Payroll	\$ 2,267,518	\$ 2,507,291	\$ 2,673,509	\$ 2,740,347
Employer's Total OPEB Liability as a Percentage of Covered-Employee Payroll	16.65%	16.99%	10.60%	8.73%

No assets are accumulated in a trust that meets the criteria in paragraph 4 of GASB Statement No. 75.

*Changes in assumptions disclosed below:

In 2021, 2020 and 2019, there was a change in assumptions with respect to the discount rate.

In 2022, there was a change in assumptions with respect to the mortality rates, mortality improvement rates, retirement rates, termination rates, disability rates and the discount rate.

The Township implemented GASB Statement No. 75 for the fiscal year end March 31, 2019.

Ultimately, this schedule should present information for the last ten years. However, until ten years of information can be compiled, information will be presented for as many years as is available.

(See independent auditor's report.)

OAK PARK TOWNSHIP, ILLINOIS

NOTES TO REQUIRED SUPPLEMENTARY INFORMATION

March 31, 2022

BUDGETS AND BUDGETARY ACCOUNTING

The Township follows these procedures in establishing the budgetary data reflected in the financial statements:

1. The Township Supervisor submits to the Board of Trustees a proposed operating budget for the fiscal year. The operating budget includes proposed expenditures and the means of financing them for all general and special revenue funds.
2. Public hearings are conducted to obtain taxpayer comments.
3. The budget is legally enacted through passage of an ordinance.
4. The budget may be amended by the Board of Trustees through the same process used to adopt the original budget.
5. Expenditures may not legally exceed budgeted appropriations at the fund level. All annual appropriations lapse at fiscal year end.

Township budgets are prepared on a basis of accounting consistent with GAAP.

**COMBINING AND INDIVIDUAL FUND
FINANCIAL STATEMENTS AND SCHEDULES**

MAJOR GOVERNMENTAL FUNDS

GENERAL

The General (Town) Fund is used to account for resources which are not accounted for in another fund.

SPECIAL REVENUE

The General Assistance Fund accounts for the restricted resources including property taxes and grants needed to provide financial assistance to unemployed Oak Park residents or residents applying for Supplemental Security Income (SSI).

The Community Mental Health Fund accounts for the restricted revenues including property taxes and grants and the related expenditures needed to finance the Community Mental Health Board's support of services and programs in the areas of mental health, developmental disabilities and alcohol and substance abuse.

OAK PARK TOWNSHIP, ILLINOIS

SCHEDULE OF REVENUES - BUDGET AND ACTUAL
GENERAL (TOWN) FUND

For the Year Ended March 31, 2022

	Original and Final Budget	Actual	Variance Over (Under)
REVENUES			
Taxes			
Property Taxes	\$ 3,620,367	\$ 3,642,470	\$ 22,103
Total Taxes	3,620,367	3,642,470	22,103
Intergovernmental			
Personal Property Replacement Tax	60,000	156,661	96,661
Local - Senior Services	246,779	168,582	(78,197)
Local - Youth Services	127,908	184,773	56,865
State and Federal - General Government	85,000	151,150	66,150
State and Federal - Senior Services	705,625	710,153	4,528
State and Federal - Community Care Program	375,000	335,454	(39,546)
Total Intergovernmental	1,600,312	1,706,773	106,461
Charges for Services			
Rent - Parking Lot	-	4,900	4,900
Program Income - Senior Services	69,450	39,480	(29,970)
Total Charges for Services	69,450	44,380	(25,070)
Investment Income	15,000	476	(14,524)
Miscellaneous	11,300	12,802	1,502
TOTAL REVENUES	\$ 5,316,429	\$ 5,406,901	\$ 90,472

(See independent auditor's report.)

OAK PARK TOWNSHIP, ILLINOIS

SCHEDULE OF EXPENDITURES - BUDGET AND ACTUAL
GENERAL (TOWN) FUND

For the Year Ended March 31, 2022

	<u>Original and Final Budget</u>	<u>Actual</u>	<u>Variance Over (Under)</u>
EXPENDITURES			
General Government			
Township Board			
Personnel Services			
Elected Officials Salaries	\$ 23,152	\$ 22,899	\$ (253)
Total Personnel Services	<u>23,152</u>	<u>22,899</u>	<u>(253)</u>
Fringe Benefits			
FICA	1,772	1,788	16
Total Fringe Benefits	<u>1,772</u>	<u>1,788</u>	<u>16</u>
Operating Costs and Services			
Audit	200	232	32
Dues and Subscriptions	1,500	-	(1,500)
Insurance - Liability	300	267	(33)
Professional Development	1,000	-	(1,000)
Workers' Compensation	150	161	11
Miscellaneous	1,250	1,789	539
Total Operating Costs and Services	<u>4,400</u>	<u>2,449</u>	<u>(1,951)</u>
External Contracts and Programs			
Program Development	48,000	10,000	(38,000)
Holiday Food and Gift Basket	5,000	-	(5,000)
Total External Contracts and Programs	<u>53,000</u>	<u>10,000</u>	<u>(43,000)</u>
Total Township Board	<u>82,324</u>	<u>37,136</u>	<u>(45,188)</u>
Administration			
Personnel Services			
Employee Salaries	299,429	287,782	(11,647)
Employee Overtime	500	466	(34)
Elected Officials Salaries	21,876	22,378	502
Temp Services	-	9,746	9,746
Total Personnel Services	<u>321,805</u>	<u>320,372</u>	<u>(1,433)</u>
Fringe Benefits			
FICA	23,051	23,230	179
Illinois Municipal Retirement Fund	22,959	21,835	(1,124)
Health/Life Insurance	80,026	94,829	14,803
Tuition Reimbursement	-	1,536	1,536
Total Fringe Benefits	<u>126,036</u>	<u>141,430</u>	<u>15,394</u>

(This schedule is continued on the following pages.)

OAK PARK TOWNSHIP, ILLINOIS

SCHEDULE OF EXPENDITURES - BUDGET AND ACTUAL (Continued)
GENERAL (TOWN) FUND

For the Year Ended March 31, 2022

	<u>Original and Final Budget</u>	<u>Actual</u>	<u>Variance Over (Under)</u>
EXPENDITURES (Continued)			
General Government (Continued)			
Administration (Continued)			
Operating Costs and Services			
Activities/Program Support	\$ 2,000	\$ 44	\$ (1,956)
Banking Services	1,650	4,686	3,036
Audit	500	1,776	1,276
Staff Recruitment	-	10,660	10,660
Financial Services	65,100	103,807	38,707
Noncapital Furniture, Equipment and Maintenance	36,000	11,560	(24,440)
Office Supplies	4,600	26,999	22,399
Public Relations	17,500	18,133	633
Dues and Subscriptions	10,000	16,647	6,647
Duplication and Printing	4,000	3,040	(960)
Staff Exp/Personnel Relations	-	10,785	10,785
Insurance - Liability	54,000	2,040	(51,960)
Legal	12,000	8,010	(3,990)
Legal Publications	500	364	(136)
Postage, Delivery and Messenger Service	1,200	1,004	(196)
Professional Consultant/Legal	1,000	10,890	9,890
Communications	10,000	6,946	(3,054)
Utilities	4,000	2,740	(1,260)
Local Business Development	1,000	8	(992)
Professional Development	5,500	6,131	631
Workers' Compensation	500	1,227	727
Taxi Coupons	12,500	1,622	(10,878)
Miscellaneous	5,500	(2,442)	(7,942)
	<hr/>	<hr/>	<hr/>
Total Operating Costs and Services	249,050	246,677	(2,373)
	<hr/>	<hr/>	<hr/>
Total Administration	696,891	708,479	11,588
	<hr/>	<hr/>	<hr/>
Clerk			
Personnel Services			
Employee Salaries	500	-	(500)
Elected Officials Salaries	20,901	17,683	(3,218)
	<hr/>	<hr/>	<hr/>
Total Personnel Services	21,401	17,683	(3,718)
	<hr/>	<hr/>	<hr/>
Fringe Benefits			
FICA	1,599	1,353	(246)
Illinois Municipal Retirement Fund	1,593	1,247	(346)
Health/Life Insurance	50	19	(31)
	<hr/>	<hr/>	<hr/>
Total Fringe Benefits	3,242	2,619	(623)
	<hr/>	<hr/>	<hr/>

(This schedule is continued on the following pages.)

OAK PARK TOWNSHIP, ILLINOIS

SCHEDULE OF EXPENDITURES - BUDGET AND ACTUAL (Continued)
GENERAL (TOWN) FUND

For the Year Ended March 31, 2022

	Original and Final Budget	Actual	Variance Over (Under)
EXPENDITURES (Continued)			
General Government (Continued)			
Clerk (Continued)			
Operating Costs and Services			
Audit	\$ 100	\$ 88	\$ (12)
Noncapital Furniture, Equipment and Maintenance	500	-	(500)
Office Supplies	500	470	(30)
Dues and Subscriptions	500	1,439	939
Records Preservation	500	-	(500)
Insurance - Liability	250	101	(149)
Workers' Compensation	-	61	61
Miscellaneous	500	597	97
Total Operating Costs and Services	2,850	2,756	(94)
Total Clerk	27,493	23,058	(4,435)
Strategic Prevention Framework			
Personnel Services			
Employee Salaries	145,000	96,312	(48,688)
Employee Overtime	-	104	104
Total Personnel Services	145,000	96,416	(48,584)
Fringe Benefits			
FICA	9,096	6,793	(2,303)
Illinois Municipal Retirement Fund	9,061	6,386	(2,675)
Health/Life Insurance	44,958	43,001	(1,957)
Total Fringe Benefits	63,115	56,180	(6,935)
Operating Costs and Services			
Audit	500	449	(51)
Noncapital Furniture, Equipment and Maintenance	1,500	1,737	237
Office Supplies	2,000	228	(1,772)
Public Relations	2,500	-	(2,500)
Duplication and Printing	7,000	399	(6,601)
Insurance - Liability	1,500	516	(984)
Postage, Delivery and Messenger Service	800	-	(800)
Professional Consult/Legal	7,000	240	(6,760)
Communications	13,000	9,183	(3,817)
Utilities	500	693	193
Local Business Expenses	3,000	-	(3,000)
Professional Development	5,000	1,273	(3,727)
Workers' Compensation	700	310	(390)
Miscellaneous	1,000	997	(3)
Prevention Program	20,000	360	(19,640)
Face-IT Program	35,000	9,847	(25,153)
Total Operating Costs and Services	101,000	26,232	(74,768)
Total Strategic Prevention Framework	309,115	178,828	(130,287)

(This schedule is continued on the following pages.)

OAK PARK TOWNSHIP, ILLINOIS

SCHEDULE OF EXPENDITURES - BUDGET AND ACTUAL (Continued)
GENERAL (TOWN) FUND

For the Year Ended March 31, 2022

	<u>Original and Final Budget</u>	<u>Actual</u>	<u>Variance Over (Under)</u>
EXPENDITURES (Continued)			
General Government (Continued)			
Assessor			
Personnel Services			
Employee Salaries	\$ 52,173	\$ 56,349	\$ 4,176
Employee Overtime	-	2	2
Elected Officials Salaries	37,926	38,286	360
Total Personnel Services	90,099	94,637	4,538
Fringe Benefits			
FICA	6,892	7,165	273
Illinois Municipal Retirement Fund	6,866	6,759	(107)
Health/Life Insurance	7,674	8,785	1,111
Total Fringe Benefits	21,432	22,709	1,277
Operating Costs and Services			
Audit	500	405	(95)
Noncapital Furniture, Equipment and Maintenance	3,000	1,135	(1,865)
Office Supplies	500	100	(400)
Dues and Subscriptions	500	1,185	685
Duplication and Printing	500	-	(500)
Insurance - Liability	1,600	466	(1,134)
Postage, Delivery and Messenger Service	500	291	(209)
Appeal Assistance	7,000	30,007	23,007
Communications	500	1,155	655
Utilities	500	602	102
Local Business Items	500	49	(451)
Professional Development	500	2,383	1,883
Workers' Compensation	500	280	(220)
Miscellaneous	500	-	(500)
Total Operating Costs and Services	17,100	38,058	20,958
Total Assessor	128,631	155,404	26,773
Building Services			
Personnel Services			
Employee Salaries	22,672	20,275	(2,397)
Employee Overtime	500	917	417
Total Personnel Services	23,172	21,192	(1,980)
Fringe Benefits			
FICA	1,734	1,381	(353)
Illinois Municipal Retirement Fund	1,728	1,505	(223)
Health/Life Insurance	9,110	9,654	544
Total Fringe Benefits	12,572	12,540	(32)

(This schedule is continued on the following pages.)

OAK PARK TOWNSHIP, ILLINOIS

SCHEDULE OF EXPENDITURES - BUDGET AND ACTUAL (Continued)
GENERAL (TOWN) FUND

For the Year Ended March 31, 2022

	Original and Final Budget	Actual	Variance Over (Under)
EXPENDITURES (Continued)			
General Government (Continued)			
Building Services (Continued)			
Operating Costs and Services			
Audit	\$ 300	\$ 277	\$ (23)
Building and Facilities	20,000	49,127	29,127
Noncapital Furniture, Equipment and Maintenance	15,000	2,888	(12,112)
Office Supplies	10,000	-	(10,000)
Insurance - Liability	3,500	918	(2,582)
Building Supplies	10,000	7,627	(2,373)
Workers' Compensation	500	192	(308)
Miscellaneous	1,000	1,660	660
Total Operating Costs and Services	60,300	62,689	2,389
Total Building Services	96,044	96,421	377
Risk Management			
Operating Costs and Services			
Activities and Program Support	4,000	-	(4,000)
Staff Expenses and Personnel Relations	4,000	1,791	(2,209)
Insurance - Liability	150	1,000	850
Total Operating Costs and Services	8,150	2,791	(5,359)
Total General Government	1,348,648	1,202,117	(146,531)
Senior Services			
Transportation			
Personnel Services			
Employee Salaries	306,831	303,531	(3,300)
Employee Overtime	-	4,134	4,134
Temp Services	-	201	201
Total Personnel Services	306,831	307,866	1,035
Fringe Benefits			
FICA	23,476	22,723	(753)
Illinois Municipal Retirement Fund	23,381	21,130	(2,251)
Health/Life Insurance	45,165	44,818	(347)
Total Fringe Benefits	92,022	88,671	(3,351)
Operating Costs and Services			
Audit	1,400	1,396	(4)
Staff Recruitment	1,000	358	(642)
Vehicles	59,125	28,341	(30,784)
Vehicle Gas	19,000	14,542	(4,458)
Noncapital Furniture, Equipment and Maintenance	4,500	8,603	4,103
Office Supplies	1,500	3,092	1,592
Duplication and Printing	2,000	1,410	(590)

(This schedule is continued on the following pages.)

OAK PARK TOWNSHIP, ILLINOIS

SCHEDULE OF EXPENDITURES - BUDGET AND ACTUAL (Continued)
GENERAL (TOWN) FUND

For the Year Ended March 31, 2022

	<u>Original and Final Budget</u>	<u>Actual</u>	<u>Variance Over (Under)</u>
EXPENDITURES (Continued)			
Senior Services (Continued)			
Transportation (Continued)			
Operating Costs and Services (Continued)			
Insurance - Vehicles	\$ 5,000	\$ -	\$ (5,000)
Insurance - Liability	4,100	1,603	(2,497)
Postage, Delivery and Messenger Service	500	936	436
Program Supplies	10,000	3,001	(6,999)
Rent	960	2,428	1,468
Communications	4,000	5,191	1,191
Unemployment Compensation	150	-	(150)
Utilities	3,500	2,553	(947)
Professional Development	500	349	(151)
Workers' Compensation	3,175	228	(2,947)
Miscellaneous	5,000	1,099	(3,901)
	<hr/>	<hr/>	<hr/>
Total Operating Costs and Services	125,410	75,130	(50,280)
	<hr/>	<hr/>	<hr/>
Total Transportation	524,263	471,667	(52,596)
	<hr/>	<hr/>	<hr/>
Chore Services			
Personnel Services			
Employee Salaries	25,740	26,849	1,109
Temp Services	-	47	47
	<hr/>	<hr/>	<hr/>
Total Personnel Services	25,740	26,896	1,156
	<hr/>	<hr/>	<hr/>
Fringe Benefits			
FICA	1,943	2,008	65
Illinois Municipal Retirement Fund	1,961	1,922	(39)
Health/Life Insurance	1,000	2,417	1,417
	<hr/>	<hr/>	<hr/>
Total Fringe Benefits	4,904	6,347	1,443
	<hr/>	<hr/>	<hr/>
Operating Costs and Services			
Audit	350	330	(20)
Noncapital Furniture, Equipment and Maintenance	950	778	(172)
Homemaker Contract	60,000	45,157	(14,843)
Insurance - Liability	600	379	(221)
Communications	1,000	633	(367)
Utilities	900	604	(296)
Workers' Compensation	708	199	(509)
Miscellaneous	1,750	1,315	(435)
	<hr/>	<hr/>	<hr/>
Total Operating Costs and Services	66,258	49,395	(16,863)
	<hr/>	<hr/>	<hr/>
Total Chore Services	96,902	82,638	(14,264)
	<hr/>	<hr/>	<hr/>

(This schedule is continued on the following pages.)

OAK PARK TOWNSHIP, ILLINOIS

SCHEDULE OF EXPENDITURES - BUDGET AND ACTUAL (Continued)
GENERAL (TOWN) FUND

For the Year Ended March 31, 2022

	Original and Final Budget	Actual	Variance Over (Under)
EXPENDITURES (Continued)			
Senior Services (Continued)			
Information and Assistance			
Personnel Services			
Employee Salaries	\$ 81,108	\$ 91,120	\$ 10,012
Employee Overtime	-	8	8
Temp Services	-	41	41
Total Personnel Services	<u>81,108</u>	<u>91,169</u>	<u>10,061</u>
Fringe Benefits			
FICA	6,205	6,758	553
Illinois Municipal Retirement Fund	6,180	6,519	339
Health/Life Insurance	14,818	7,719	(7,099)
Total Fringe Benefits	<u>27,203</u>	<u>20,996</u>	<u>(6,207)</u>
Operating Costs and Services			
Audit	330	288	(42)
Noncapital Furniture, Equipment and Maintenance	1,200	2,801	1,601
Office Supplies	1,200	360	(840)
Duplication and Printing	500	290	(210)
Insurance - Liability	1,000	331	(669)
Rent	1,000	1,253	253
Communications	600	1,877	1,277
Utilities	500	525	25
Local Business Items	100	-	(100)
Professional Development	100	60	(40)
Workers' Compensation	705	556	(149)
Miscellaneous	500	615	115
Total Operating Costs and Services	<u>7,735</u>	<u>8,956</u>	<u>1,221</u>
Total Information and Assistance	<u>116,046</u>	<u>121,121</u>	<u>5,075</u>
Senior Lunch Program			
Personnel Services			
Employee Salaries	118,085	119,561	1,476
Employee Overtime	-	80	80
Temp Services	-	116	116
Total Personnel Services	<u>118,085</u>	<u>119,757</u>	<u>1,672</u>
Fringe Benefits			
FICA	9,033	8,587	(446)
Illinois Municipal Retirement Fund	8,998	7,513	(1,485)
Health/Life Insurance	19,543	21,176	1,633
Total Fringe Benefits	<u>37,574</u>	<u>37,276</u>	<u>(298)</u>

(This schedule is continued on the following pages.)

OAK PARK TOWNSHIP, ILLINOIS

SCHEDULE OF EXPENDITURES - BUDGET AND ACTUAL (Continued)
GENERAL (TOWN) FUND

For the Year Ended March 31, 2022

	<u>Original and Final Budget</u>	<u>Actual</u>	<u>Variance Over (Under)</u>
EXPENDITURES (Continued)			
Senior Services (Continued)			
Senior Lunch Program (Continued)			
Operating Costs and Services			
Audit	\$ 800	\$ 805	\$ 5
Noncapital Furniture, Equipment and Maintenance	5,000	5,585	585
Office Supplies	1,800	1,633	(167)
Duplication and Printing	1,000	814	(186)
Senior Lunch Program Meals	133,612	94,942	(38,670)
Insurance - Liability	2,000	924	(1,076)
Postage, Delivery and Messenger Service	750	638	(112)
Program Supplies	8,000	2,453	(5,547)
Communications	1,950	2,542	592
Utilities	2,500	1,474	(1,026)
Professional Development	250	185	(65)
Workers' Compensation	1,714	919	(795)
Congregate Re-Opening	-	8,847	8,847
Miscellaneous	3,000	2,128	(872)
Total Operating Costs and Services	<u>162,376</u>	<u>123,889</u>	<u>(38,487)</u>
Total Senior Lunch Program	<u>318,035</u>	<u>280,922</u>	<u>(37,113)</u>
Home Delivered Meals			
Personnel Services			
Employee Salaries	163,136	163,502	366
Employee Overtime	-	21	21
Temp Services	-	191	191
Total Personnel Services	<u>163,136</u>	<u>163,714</u>	<u>578</u>
Fringe Benefits			
FICA	12,480	11,800	(680)
Illinois Municipal Retirement Funds	12,431	10,048	(2,383)
Health/Life Insurance	9,207	23,810	14,603
Total Fringe Benefits	<u>34,118</u>	<u>45,658</u>	<u>11,540</u>
Operating Costs and Services			
Audit	1,300	1,330	30
Vehicles	2,500	-	(2,500)
Vehicle Gas	2,500	-	(2,500)
Noncapital Furniture, Equipment and Maintenance	10,000	6,698	(3,302)
Office Supplies	2,000	5,886	3,886
Duplication and Printing	1,750	1,342	(408)
Food Delivery	17,500	3,572	(13,928)
Home Delivered Meals	299,447	241,707	(57,740)
Insurance - Vehicles	1,800	-	(1,800)
Insurance - Liability	4,000	1,527	(2,473)

(This schedule is continued on the following pages.)

OAK PARK TOWNSHIP, ILLINOIS

SCHEDULE OF EXPENDITURES - BUDGET AND ACTUAL (Continued)
GENERAL (TOWN) FUND

For the Year Ended March 31, 2022

	<u>Original and Final Budget</u>	<u>Actual</u>	<u>Variance Over (Under)</u>
EXPENDITURES (Continued)			
Senior Services (Continued)			
Home Delivered Meals (Continued)			
Operating Costs and Services (Continued)			
Postage, Delivery and Messenger Service	\$ 3,000	\$ 2,529	\$ (471)
Program Supplies	12,500	2,445	(10,055)
Rent	2,200	1,595	(605)
Communications	4,000	4,165	165
Utilities	3,000	2,431	(569)
Professional Development	1,500	391	(1,109)
Workers' Compensation	3,097	144	(2,953)
Miscellaneous	750	409	(341)
	<hr/>		
Total Operating Costs and Services	372,844	276,171	(96,673)
	<hr/>		
Total Home Delivered Meals	570,098	485,543	(84,555)
	<hr/>		
Dine Out			
Personnel Services			
Employee Salaries	30,623	31,740	1,117
Employee Overtime	-	5	5
Temp Services	500	30	(470)
	<hr/>		
Total Personnel Services	31,123	31,775	652
	<hr/>		
Fringe Benefits			
FICA	2,381	2,369	(12)
Illinois Municipal Retirement Fund	2,372	2,174	(198)
Health/Life Insurance	2,917	3,672	755
	<hr/>		
Total Fringe Benefits	7,670	8,215	545
	<hr/>		
Operating Costs and Services			
Audit	250	209	(41)
Noncapital Furniture, Equipment and Maintenance	2,000	746	(1,254)
Office Supplies	750	241	(509)
Duplication and Printing	1,000	210	(790)
Dine Out Meals	21,622	8,465	(13,157)
Insurance - Liability	455	240	(215)
Program Supplies	500	17	(483)
Communications	700	443	(257)
Utilities	800	381	(419)
Workers' Compensation	481	369	(112)
Miscellaneous	1,000	428	(572)
	<hr/>		
Total Operating Costs and Services	29,558	11,749	(17,809)
	<hr/>		
Total Dine Out	68,351	51,739	(16,612)
	<hr/>		

(This schedule is continued on the following pages.)

OAK PARK TOWNSHIP, ILLINOIS

SCHEDULE OF EXPENDITURES - BUDGET AND ACTUAL (Continued)
GENERAL (TOWN) FUND

For the Year Ended March 31, 2022

	Original and Final Budget	Actual	Variance Over (Under)
EXPENDITURES (Continued)			
Senior Services (Continued)			
Special Services			
Personnel Services			
Employee Salaries	\$ 124,755	\$ 79,348	\$ (45,407)
Employee Overtime	-	266	266
Temp Services	-	77	77
Total Personnel Services	124,755	79,691	(45,064)
Fringe Benefits			
FICA	9,544	5,908	(3,636)
Illinois Municipal Retirement Fund	9,506	5,862	(3,644)
Health/Life Insurance	14,365	8,941	(5,424)
Total Fringe Benefits	33,415	20,711	(12,704)
Operating Costs and Services			
Audit	600	534	(66)
Caregiver Support Program Administration	2,300	395	(1,905)
Noncapital Furniture, Equipment and Maintenance	3,500	4,512	1,012
Grandparent Raising Grandchildren	1,000	1,496	496
Office Supplies	1,700	756	(944)
Granpads/Supplies	-	12,528	12,528
Duplication and Printing	800	585	(215)
Insurance - Liability	1,900	613	(1,287)
Postage, Delivery and Messenger Service	400	84	(316)
Rent	900	512	(388)
Communications	1,600	2,146	546
Utilities	1,200	978	(222)
Workers' Compensation	1,069	187	(882)
Miscellaneous	3,000	2,650	(350)
Home Repair Program	3,000	7,000	4,000
Memory Café	6,000	10,239	4,239
Total Operating Costs and Services	28,969	45,215	16,246
Total Special Services	187,139	145,617	(41,522)
Case Management			
Personnel Services			
Employee Salaries	739,992	754,613	14,621
Employee Overtime	-	1,853	1,853
Temp Services	-	414	414
Total Personnel Services	739,992	756,880	16,888

(This schedule is continued on the following pages.)

OAK PARK TOWNSHIP, ILLINOIS

SCHEDULE OF EXPENDITURES - BUDGET AND ACTUAL (Continued)
GENERAL (TOWN) FUND

For the Year Ended March 31, 2022

	<u>Original and Final Budget</u>	<u>Actual</u>	<u>Variance Over (Under)</u>
EXPENDITURES (Continued)			
Senior Services (Continued)			
Case Management (Continued)			
Fringe Benefits			
FICA	\$ 56,609	\$ 56,039	\$ (570)
Illinois Municipal Retirement Fund	56,387	53,771	(2,616)
Health/Life Insurance	121,159	120,798	(361)
Total Fringe Benefits	<u>234,155</u>	<u>230,608</u>	<u>(3,547)</u>
Operating Costs and Services			
Audit	3,000	2,504	(496)
Staff Recruitment	500	768	268
Noncapital Furniture, Equipment and Maintenance	25,000	17,731	(7,269)
Office Supplies	7,500	6,175	(1,325)
Dues and Subscriptions	2,500	1,785	(715)
Duplication and Printing	4,000	4,145	145
Staff Exp/Personnel Relations	200	1,148	948
Insurance - Liability	6,000	310	(5,690)
Postage, Delivery and Messenger Service	2,000	1,812	(188)
Rent	9,500	7,892	(1,608)
Communications	15,000	17,142	2,142
Utilities	8,000	5,264	(2,736)
Local Business Expenses	4,500	894	(3,606)
Professional Development	4,000	1,451	(2,549)
Workers' Compensation	4,948	66	(4,882)
ANE Emergency Funds	500	1,061	561
Key Box Program	500	75	(425)
COVID Emergency Expense	25,000	6,265	(18,735)
APS-ACL	-	2,343	2,343
Miscellaneous	500	1,128	628
Total Operating Costs and Services	<u>123,148</u>	<u>79,959</u>	<u>(43,189)</u>
Total Case Management	<u>1,097,295</u>	<u>1,067,447</u>	<u>(29,848)</u>
Money Management			
Personnel Services			
Employee Salaries	25,100	28,394	3,294
Temp Services	-	14	14
Total Personnel Services	<u>25,100</u>	<u>28,408</u>	<u>3,308</u>
Fringe Benefits			
FICA	1,920	2,124	204
Illinois Municipal Retirement Fund	1,913	2,035	122
Health/Life Insurance	4,815	5,374	559
Total Fringe Benefits	<u>8,648</u>	<u>9,533</u>	<u>885</u>

(This schedule is continued on the following pages.)

OAK PARK TOWNSHIP, ILLINOIS

SCHEDULE OF EXPENDITURES - BUDGET AND ACTUAL (Continued)
GENERAL (TOWN) FUND

For the Year Ended March 31, 2022

	<u>Original and Final Budget</u>	<u>Actual</u>	<u>Variance Over (Under)</u>
EXPENDITURES (Continued)			
Senior Services (Continued)			
Case Management (Continued)			
Operating Costs and Services			
Audit	\$ 120	\$ 95	\$ (25)
Noncapital Furniture, Equipment and Maintenance	500	222	(278)
Office Supplies	350	118	(232)
Insurance - Liability	300	109	(191)
Communications	100	-	(100)
Utilities	150	91	(59)
Workers' Compensation	230	185	(45)
Miscellaneous	850	1,460	610
	<hr/>	<hr/>	<hr/>
Total Operating Costs and Services	2,600	2,280	(320)
	<hr/>	<hr/>	<hr/>
Total Money Management	36,348	40,221	3,873
	<hr/>	<hr/>	<hr/>
Senior Services Facility			
Personnel Services			
Employee Salaries	21,056	20,276	(780)
Employee Overtime	-	921	921
	<hr/>	<hr/>	<hr/>
Total Personnel Services	21,056	21,197	141
	<hr/>	<hr/>	<hr/>
Fringe Benefits			
FICA	1,611	1,381	(230)
Illinois Municipal Retirement Fund	1,604	1,495	(109)
Health and Life Insurance	9,784	9,763	(21)
	<hr/>	<hr/>	<hr/>
Total Fringe Benefits	12,999	12,639	(360)
	<hr/>	<hr/>	<hr/>
Operating Costs and Services			
Audit	260	268	8
Building and Facilities	35,000	28,408	(6,592)
Noncapital Equipment and Maintenance	20,000	6,765	(13,235)
Custodial Services	14,000	63,147	49,147
Insurance - Liability	3,350	1,537	(1,813)
Worker's Compensation	600	649	49
Miscellaneous Expense	150	360	210
	<hr/>	<hr/>	<hr/>
Total Operating Costs and Services	73,360	101,134	27,774
	<hr/>	<hr/>	<hr/>
Total Senior Services Facility	107,415	134,970	27,555
	<hr/>	<hr/>	<hr/>
Total Senior Services	3,121,892	2,881,885	(240,007)
	<hr/>	<hr/>	<hr/>

(This schedule is continued on the following pages.)

OAK PARK TOWNSHIP, ILLINOIS

SCHEDULE OF EXPENDITURES - BUDGET AND ACTUAL (Continued)
GENERAL (TOWN) FUND

For the Year Ended March 31, 2022

	Original and Final Budget	Actual	Variance Over (Under)
EXPENDITURES (Continued)			
Youth Services			
Contracts and Program Development			
Personnel Services			
Employee Salaries	\$ 142,102	\$ 137,041	\$ (5,061)
Employee Overtime	500	103	(397)
Total Personnel Services	<u>142,602</u>	<u>137,144</u>	<u>(5,458)</u>
Fringe Benefits			
FICA	10,871	10,392	(479)
Illinois Municipal Retirement Fund	9,402	8,796	(606)
Health/Life Insurance	10,452	11,055	603
Total Fringe Benefits	<u>30,725</u>	<u>30,243</u>	<u>(482)</u>
Operating Costs and Services			
Audit	1,004	1,215	211
Board and Committee Expenses	1,010	10	(1,000)
Noncapital Equipment and Maintenance	4,000	3,617	(383)
Office Supplies	1,212	387	(825)
Dues and Subscriptions	1,000	1,322	322
Duplication and Printing	2,000	-	(2,000)
Staff Items and Personnel Relations	505	989	484
Insurance - Liability	1,089	920	(169)
Postage, Delivery and Messenger Service	775	25	(750)
Communications	1,717	1,846	129
Utilities	1,458	1,764	306
Professional Development	1,919	810	(1,109)
Workers' Compensation	808	861	53
Miscellaneous	3,500	242	(3,258)
Total Operating Costs and Services	<u>21,997</u>	<u>14,008</u>	<u>(7,989)</u>
External Contracts and Programs			
Program Development	150,000	117,946	(32,054)
Program Development (FAS)	16,000	8,655	(7,345)
Holiday Food and Gift Basket	1,600	14,000	12,400
Youth Conference	1,600	-	(1,600)
Community Outreach	1,500	12,362	10,862
Total External Contracts and Programs	<u>170,700</u>	<u>152,963</u>	<u>(17,737)</u>
Total Contracts and Program Development	<u>366,024</u>	<u>334,358</u>	<u>(31,666)</u>

(This schedule is continued on the following pages.)

OAK PARK TOWNSHIP, ILLINOIS

SCHEDULE OF EXPENDITURES - BUDGET AND ACTUAL (Continued)
GENERAL (TOWN) FUND

For the Year Ended March 31, 2022

	Original and Final Budget	Actual	Variance Over (Under)
EXPENDITURES (Continued)			
Youth Services (Continued)			
Policies and Issues			
Personnel Services			
Employee Salaries	\$ 75,768	\$ 67,294	\$ (8,474)
Employee Overtime	-	105	105
Total Personnel Services	75,768	67,399	(8,369)
Fringe Benefits			
FICA	5,796	5,156	(640)
Illinois Municipal Retirement Fund	5,774	4,299	(1,475)
Total Fringe Benefits	11,570	9,455	(2,115)
Operating Costs and Services			
Audit	1,000	464	(536)
Noncapital Equipment and Maintenance	1,500	1,345	(155)
Office Supplies	101	-	(101)
Dues and Subscriptions	150	50	(100)
Duplication and Printing	400	-	(400)
Insurance - Liability	1,087	533	(554)
Postage, Delivery and Messenger Service	252	-	(252)
Communications	808	726	(82)
Utilities	808	740	(68)
Professional Development	505	-	(505)
Workers' Compensation	606	205	(401)
Local Business Expenses	3,500	4,738	1,238
Miscellaneous	500	-	(500)
Total Operating Costs and Services	11,217	8,801	(2,416)
Total Policies and Issues	98,555	85,655	(12,900)
Youth Development and Advocacy			
Personnel Services			
Health/Life Insurance	-	4	4
Total Personnel Services	-	4	4
Operating Costs and Services			
Audit	-	21	21
Non-Capital Equipment/Maint	-	87	87
Insurance	-	40	40
Communications	-	152	152
Utilities	-	145	145
Total Operating Costs and Services	-	445	445

(This schedule is continued on the following pages.)

OAK PARK TOWNSHIP, ILLINOIS

SCHEDULE OF EXPENDITURES - BUDGET AND ACTUAL (Continued)
GENERAL (TOWN) FUND

For the Year Ended March 31, 2022

	Original and Final Budget	Actual	Variance Over (Under)
EXPENDITURES (Continued)			
Youth Services (Continued)			
Youth Development and Advocacy (Continued)			
External Contracts and Programs			
Financial Assistance	\$ -	\$ 1,375	\$ 1,375
Total External Contracts and Programs	-	1,375	1,375
Total Youth Development and Advocacy	-	1,824	1,824
Youth Interventionist			
Personnel Services			
Employee Salaries	214,098	139,501	(74,597)
Employee Overtime	500	98	(402)
Total Personnel Services	214,598	139,599	(74,999)
Fringe Benefits			
FICA	16,378	9,982	(6,396)
Illinois Municipal Retirement Fund	20,900	10,746	(10,154)
Health/Life Insurance	95,136	40,657	(54,479)
Total Fringe Benefits	132,414	61,385	(71,029)
Operating Costs and Services			
Audit	1,003	783	(220)
Noncapital Equipment and Maintenance	6,060	2,353	(3,707)
Office Supplies	1,212	661	(551)
Dues and Subscriptions	225	150	(75)
Duplication and Printing	1,515	-	(1,515)
Insurance - Liability	1,088	527	(561)
Postage, Delivery and Messenger Service	656	14	(642)
Communications	3,698	3,595	(103)
Unemployment Compensation	1,275	-	(1,275)
Utilities	2,109	1,359	(750)
Local Business Items	6,820	417	(6,403)
Professional Development	3,636	1,190	(2,446)
Workers' Compensation	1,010	1,110	100
Miscellaneous	3,000	12,632	9,632
Total Operating Costs and Services	33,307	24,791	(8,516)
Total Youth Interventionist	380,319	225,775	(154,544)
Total Youth Services	844,898	647,612	(197,286)

(This schedule is continued on the following page.)

OAK PARK TOWNSHIP, ILLINOIS

SCHEDULE OF EXPENDITURES - BUDGET AND ACTUAL (Continued)
GENERAL (TOWN) FUND

For the Year Ended March 31, 2022

	Original and Final Budget	Actual	Variance Over (Under)
EXPENDITURES (Continued)			
Capital Outlay			
Town - Other Charges			
Capital Furniture/Equipment	\$ 30,000	\$ -	\$ (30,000)
Vehicles	52,500	-	(52,500)
Technology Enhancements	82,500	26,837	(55,663)
Capital Improvements/Renovations	85,400	53,291	(32,109)
	<hr/>	<hr/>	<hr/>
Total Town - Other Charges	250,400	80,128	(170,272)
	<hr/>	<hr/>	<hr/>
Total Capital Outlay	250,400	80,128	(170,272)
	<hr/>	<hr/>	<hr/>
TOTAL EXPENDITURES	\$ 5,565,838	\$ 4,811,742	\$ (754,096)

(See independent auditor's report.)

OAK PARK TOWNSHIP, ILLINOIS

**SCHEDULE OF REVENUES - BUDGET AND ACTUAL
GENERAL ASSISTANCE FUND**

For the Year Ended March 31, 2022

	Original and Final Budget	Actual	Variance Over (Under)
REVENUES			
Taxes			
Property Taxes	\$ 139,141	\$ 118,347	\$ (20,794)
Total Taxes	139,141	118,347	(20,794)
Intergovernmental			
State and Federal	7,500	4,787	(2,713)
Total Intergovernmental	7,500	4,787	(2,713)
Charges for Services			
Rent	-	9,000	9,000
Total Charges for Services	-	9,000	9,000
Investment Income	10,000	405	(9,595)
Miscellaneous	-	250	250
TOTAL REVENUES	\$ 156,641	\$ 132,789	\$ (23,852)

(See independent auditor's report.)

OAK PARK TOWNSHIP, ILLINOIS

SCHEDULE OF EXPENDITURES - BUDGET AND ACTUAL
GENERAL ASSISTANCE FUND

For the Year Ended March 31, 2022

	Original and Final Budget	Actual	Variance Over (Under)
EXPENDITURES			
General Assistance			
Administration			
Personnel Services			
Employee Salaries	\$ 101,893	\$ 102,782	\$ 889
Employee Overtime	-	142	142
Elected Officials	2,431	2,431	-
Total Personnel Services	<u>104,324</u>	<u>105,355</u>	<u>1,031</u>
Fringe Benefits			
FICA Expense	7,980	7,507	(473)
Illinois Municipal Retirement Fund	7,950	6,860	(1,090)
Health/Life Insurance	28,552	29,069	517
Total Fringe Benefits	<u>44,482</u>	<u>43,436</u>	<u>(1,046)</u>
Operating Costs and Services			
Banking Services	500	600	100
Audit	1,500	1,607	107
Outsourced Services	4,850	-	(4,850)
Noncapital Furniture, Equipment and Maintenance	8,500	6,178	(2,322)
Office Supplies	1,500	144	(1,356)
Duplication and Printing	2,000	-	(2,000)
Insurance Liability	6,000	7,897	1,897
Legal	1,750	-	(1,750)
Legal Publications	1,000	-	(1,000)
Postage, Delivery and Messenger Service	2,500	103	(2,397)
Communications	2,500	2,872	372
Utilities	1,000	2,183	1,183
Local Business	500	-	(500)
Professional Development	1,500	170	(1,330)
Workers' Compensation	1,000	3,970	2,970
Miscellaneous	1,000	4,073	3,073
Total Operating Costs and Services	<u>37,600</u>	<u>29,797</u>	<u>(7,803)</u>
Total Administration	<u>186,406</u>	<u>178,588</u>	<u>(7,818)</u>
Grants and Programs			
General Assistance	250,000	186,578	(63,422)
Job Readiness	500	800	300
Total Grants and Programs	<u>250,500</u>	<u>187,378</u>	<u>(63,122)</u>
TOTAL EXPENDITURES	<u>\$ 436,906</u>	<u>\$ 365,966</u>	<u>\$ (70,940)</u>

(See independent auditor's report.)

OAK PARK TOWNSHIP, ILLINOIS

**SCHEDULE OF REVENUES - BUDGET AND ACTUAL
COMMUNITY MENTAL HEALTH FUND**

For the Year Ended March 31, 2022

	Original and Final Budget	Actual	Variance Over (Under)
REVENUES			
Taxes			
Property Taxes	\$ 1,608,024	\$ 1,607,937	\$ (87)
Total Taxes	1,608,024	1,607,937	(87)
Intergovernmental			
Personal Property Replacement Tax	30,000	99,944	69,944
Total Intergovernmental	30,000	99,944	69,944
Charges for Services			
Program Income - CMH	-	5,892	5,892
Total Charges for Services	-	5,892	5,892
Investment Income	10,000	(190)	(10,190)
TOTAL REVENUES	\$ 1,648,024	\$ 1,713,583	\$ 65,559

(See independent auditor's report.)

OAK PARK TOWNSHIP, ILLINOIS

**SCHEDULE OF EXPENDITURES - BUDGET AND ACTUAL
COMMUNITY MENTAL HEALTH FUND**

For the Year Ended March 31, 2022

	Original and Final Budget	Actual	Variance Over (Under)
EXPENDITURES			
Community Mental Health			
Administration			
Personnel Services			
Employee Salaries	\$ 204,800	\$ 254,698	\$ 49,898
Total Personnel Services	204,800	254,698	49,898
Fringe Benefits			
FICA	15,667	19,125	3,458
Illinois Municipal Retirement Funds	15,606	17,049	1,443
Health/Life Insurance	31,291	23,194	(8,097)
Total Fringe Benefits	62,564	59,368	(3,196)
Operating Costs and Services			
Audit	5,985	5,749	(236)
Outsourced Services	7,905	-	(7,905)
Business Meetings	477	300	(177)
Board and Committee Expenses	1,000	553	(447)
Noncapital Furniture, Equipment and Maintenance	5,500	5,793	293
Office Supplies	1,500	1,190	(310)
Dues and Subscriptions	5,500	4,926	(574)
Duplication and Printing	1,500	168	(1,332)
Insurance Liability	2,500	2,203	(297)
Legal	2,000	2,366	366
Professional Consultation	39,900	37,233	(2,667)
Rent	27,459	27,311	(148)
Communications	5,500	5,496	(4)
Professional Development	2,000	645	(1,355)
Workers' Compensation	920	-	(920)
Miscellaneous	2,000	235	(1,765)
Total Operating Costs and Services	111,646	94,168	(17,478)
Total Administration	379,010	408,234	29,224
External Contracts and Programs			
Community Support Service			
Programs	114,500	128,100	13,600
Total Community Support Service	114,500	128,100	13,600

(This schedule is continued on the following pages.)

OAK PARK TOWNSHIP, ILLINOIS

SCHEDULE OF EXPENDITURES - BUDGET AND ACTUAL (Continued)
COMMUNITY MENTAL HEALTH FUND

For the Year Ended March 31, 2022

	Original and Final Budget	Actual	Variance Over (Under)
EXPENDITURES (Continued)			
Community Mental Health (Continued)			
External Contracts and Programs (Continued)			
Thrive			
Programs	\$ 335,334	\$ 228,735	\$ (106,599)
Total Thrive	335,334	228,735	(106,599)
National Alliance for Mentally Ill			
Programs	103,000	115,709	12,709
Total National Alliance for Mentally Ill	103,000	115,709	12,709
Oak Leyden Developmental Services			
Programs	65,000	-	(65,000)
Total Oak Leyden Developmental Services	65,000	-	(65,000)
Oak Park Township Senior Services			
Programs	44,000	37,309	(6,691)
Total Oak Park Township Senior Services	44,000	37,309	(6,691)
Housing Forward			
Programs	64,000	56,218	(7,782)
Total Housing Forward	64,000	56,218	(7,782)
Parenthesis			
Programs	82,000	49,824	(32,176)
Total Parenthesis	82,000	49,824	(32,176)
Program Expansion			
Programs	79,281	96,315	17,034
Total Program Expansion	79,281	96,315	17,034
Sarah's Inn			
Programs	56,000	43,233	(12,767)
Total Sarah's Inn	56,000	43,233	(12,767)

(This schedule is continued on the following pages.)

OAK PARK TOWNSHIP, ILLINOIS

SCHEDULE OF EXPENDITURES - BUDGET AND ACTUAL (Continued)
COMMUNITY MENTAL HEALTH FUND

For the Year Ended March 31, 2022

	Original and Final Budget	Actual	Variance Over (Under)
EXPENDITURES (Continued)			
Community Mental Health (Continued)			
External Contracts and Programs (Continued)			
Seguin Services Inc. Programs	\$ 78,000	\$ 76,663	\$ (1,337)
Total Seguin Services Inc.	78,000	76,663	(1,337)
Thresholds Programs	15,000	5,934	(9,066)
Total Thresholds	15,000	5,934	(9,066)
Way Back Inn Programs	81,885	99,493	17,608
Total Way Back Inn	81,885	99,493	17,608
Children's Clinic Programs	12,000	6,728	(5,272)
Total Children's Clinic	12,000	6,728	(5,272)
Presence Programs	20,000	15,559	(4,441)
Total Presence	20,000	15,559	(4,441)
Opportunity Knocks Programs	55,000	88,362	33,362
Total Opportunity Knocks	55,000	88,362	33,362
Smart Love Programs	10,000	9,110	(890)
Total Smart Love	10,000	9,110	(890)
Yemba Programs	85,000	24,434	(60,566)
Total Yemba	85,000	24,434	(60,566)
Total External Contracts and Programs	1,300,000	1,081,726	(218,274)

(This schedule is continued on the following page.)

OAK PARK TOWNSHIP, ILLINOIS

SCHEDULE OF EXPENDITURES - BUDGET AND ACTUAL (Continued)
COMMUNITY MENTAL HEALTH FUND

For the Year Ended March 31, 2022

	Original and Final Budget	Actual	Variance Over (Under)
EXPENDITURES (Continued)			
Community Mental Health (Continued)			
Other Charges			
Research and Development	\$ 10,000	\$ 1,826	\$ (8,174)
Website/Network of Care	8,696	8,419	(277)
Total Other Charges	18,696	10,245	(8,451)
Capital Outlay			
CMH	5,000	6,553	1,553
Total Capital Outlay	5,000	6,553	1,553
Debt Service			
Lease payments	800,000	-	(800,000)
Total Debt Service	800,000	-	(800,000)
TOTAL EXPENDITURES	\$ 2,502,706	\$ 1,506,758	\$ (995,948)

(See independent auditor's report.)

OTHER SUPPLEMENTAL DATA

OAK PARK TOWNSHIP, ILLINOIS

**ILLINOIS GRANT ACCOUNTABILITY AND TRANSPARENCY ACT
CONSOLIDATED YEAR END FINANCIAL REPORT**

For the Year Ended March 31, 2022

CSFA Number	Program Name	State	Federal	Other	Total
402-00-1480	Illinois Volunteer Money Management Program	\$ 29,023	\$ -	\$ -	\$ 29,023
402-00-1641	Care Coordination Unit	335,454	-	-	335,454
402-04-2355	CCU Technology Grant	-	-	-	-
402-04-2389	Emergency Senior Services	-	-	-	-
402-04-2438	FY22 Emergency Senior Services	-	-	-	-
402-05-2084	Adult Protective Services (Fee for Service)	70,628	-	-	70,628
444-66-1542	Strategic Prevention Partnerships for Success State and Tribal Initiative	-	-	-	-
	Other Grant Programs and Activities	-	665,568	-	665,568
	All Other Costs not Allocated	-	-	5,302,431	5,302,431
TOTALS		<u>\$ 435,105</u>	<u>\$ 665,568</u>	<u>\$ 5,302,431</u>	<u>\$ 6,403,104</u>

(See independent auditor's report.)

1415 West Diehl Road, Suite 400
Naperville, IL 60563
630.566.8400

SIKICH.COM

**INDEPENDENT AUDITOR'S REPORT ON INTERNAL CONTROL OVER
FINANCIAL REPORTING AND ON COMPLIANCE AND OTHER MATTERS
BASED ON AN AUDIT OF FINANCIAL STATEMENTS PERFORMED
IN ACCORDANCE WITH *GOVERNMENT AUDITING STANDARDS***

The Honorable Supervisor
Members of the Board of Trustees
Oak Park Township, Illinois

We have audited, in accordance with the auditing standards generally accepted in the United States of America and the standards applicable to financial audits contained in *Government Auditing Standards* issued by the Comptroller General of the United States, the financial statements of the governmental activities and each major fund of the Oak Park Township, Illinois (the Township), as of and for the year ended March 31, 2022, and the related notes to financial statements, which collectively comprise the Township's basic financial statements and have issued our report thereon dated April 7, 2023.

Internal Control over Financial Reporting

In planning and performing our audit of the financial statements, we considered the Township's internal control over financial reporting (internal control) as a basis for designing the audit procedures that are appropriate in the circumstances for the purpose of expressing our opinions on the financial statements, but not for the purpose of expressing an opinion on the effectiveness of the Township's internal control. Accordingly, we do not express an opinion on the effectiveness of the Township's internal control.

A *deficiency in internal control* exists when the design or operation of a control does not allow management or employees, in the normal course of performing their assigned functions, to prevent, or detect and correct, misstatements on a timely basis. A *material weakness* is a deficiency, or a combination of deficiencies, in internal control such that there is a reasonable possibility that a material misstatement of the Township's financial statements will not be prevented or detected and corrected on a timely basis. A *significant deficiency* is a deficiency, or a combination of deficiencies, in internal control that is less severe than a material weakness, yet important enough to merit attention by those charged with governance.

Our consideration of internal control was for the limited purpose described in the first paragraph of this section and was not designed to identify all deficiencies in internal control that might be material weaknesses or significant deficiencies and therefore, material weaknesses or significant deficiencies may exist that have not been identified. We did identify certain deficiencies in internal control, described in the accompanying schedule of findings and questioned costs as items (2022-1) that we consider to be a significant deficiency.

Compliance and Other Matters

As part of obtaining reasonable assurance about whether the Township's financial statements are free from material misstatement, we performed tests of its compliance with certain provisions of laws, regulations, contracts and grant agreements, noncompliance with which could have a direct and material effect on the financial statements. However, providing an opinion on compliance with those provisions was not an objective of our audit, and accordingly, we do not express such an opinion. The results of our tests disclosed no instances of noncompliance or other matters that are required to be reported under *Government Auditing Standards*.

Purpose of this Report

The purpose of this report is solely to describe the scope of our testing of internal control and compliance and the results of that testing, and not to provide an opinion on the effectiveness of the Township's internal control or on compliance. This report is an integral part of an audit performed in accordance with *Government Auditing Standards* in considering the Township's internal control and compliance. Accordingly, this communication is not suitable for any other purpose.

Sikich LLP

Naperville, Illinois
April 7, 2023

OAK PARK TOWNSHIP, ILLINOIS

SCHEDULE FINDINGS AND QUESTIONED COSTS

For the Year Ended March 31, 2022

SIGNIFICANT DEFICIENCY

2022-1: Internal Controls and Segregation of Duties

Repeat of Finding 2021-1 (SIGNIFICANT DEFICIENCY)

Condition: During our review of internal control procedures, we noted various key transactions which were performed by one individual with no record of review or approval by a second individual. This finding is a repeat finding.

Cause: No documentation of review of the annual accounts payable ledger was noted. Credit card statements and transactions are not being reviewed on a monthly basis. Journal entries throughout the year did not have proper documentation of review by a second individual.

Recommendation: We recommend that all supporting documentation be reviewed by an individual that is separate from the preparer to ensure the accuracy of the supporting documentation.

STATISTICAL SECTION

This part of the Oak Park Township, Illinois' annual comprehensive financial report presents detailed information as a context for understanding what the information in the financial statements, note disclosures and required supplementary information says about the Township's overall financial health.

<u>Contents</u>	<u>Page(s)</u>
Financial Trends These schedules contain trend information to help the reader understand how the Township's financial performance and well-being have changed over time.	68-72
Revenue Capacity These schedules contain information to help the reader assess the Township's most significant local revenue source, the property tax.	73-76
Debt Capacity These schedules present information to help the reader assess the affordability of the Township's current levels of outstanding debt and the Township's ability to issue additional debt in the future.	77-78
Demographic and Economic Information These schedules offer demographic and economic indicators to help the reader understand the environment within which the Township's financial activities take place.	79-80
Operating Information These schedules contain service and infrastructure data to help the reader understand how the information in the Township's financial report relates to the services the Township provides and the activities it performs.	81-86

Sources: Unless otherwise noted, the information in these schedules is derived from the annual comprehensive financial reports for the relevant year.

OAK PARK TOWNSHIP, ILLINOIS

NET POSITION BY COMPONENT

Last Ten Fiscal Years

Fiscal Year	2013	2014	2015	2016	2017	2018	2019	2020	2021	2022
GOVERNMENTAL ACTIVITIES										
Net Investment in Capital Assets	\$ 2,508,602	\$ 2,411,396	\$ 2,245,919	\$ 2,146,212	\$ 2,119,569	\$ 2,016,621	\$ 2,020,431	\$ 1,837,521	\$ 1,667,278	\$ 1,534,158
Restricted	1,945,892	1,868,428	1,727,166	1,539,457	1,576,206	1,594,797	1,685,138	1,903,223	1,955,477	930,260
Unrestricted	1,190,643	1,220,670	1,380,832	1,450,832	1,258,106	1,280,748	1,023,515	1,356,788	2,452,948	4,461,454
TOTAL GOVERNMENTAL ACTIVITIES	\$ 5,645,137	\$ 5,500,494	\$ 5,353,917	\$ 5,136,501	\$ 4,953,881	\$ 4,892,166	\$ 4,729,084	\$ 5,097,532	\$ 6,075,703	\$ 6,925,872

Data Source

Audited Financial Statements

OAK PARK TOWNSHIP, ILLINOIS

CHANGE IN NET POSITION

Last Ten Fiscal Years

Fiscal Year	2013	2014	2015	2016	2017	2018	2019	2020	2021	2022
EXPENSES										
Governmental Activities										
General Government	\$ 733,670	\$ 797,485	\$ 760,593	\$ 921,661	\$ 979,506	\$ 1,176,025	\$ 1,131,009	\$ 1,202,661	\$ 1,083,371	\$ 1,360,510
Senior Services	2,406,453	2,340,733	2,380,566	2,471,153	2,640,580	2,556,680	2,615,678	2,802,523	2,618,341	2,674,602
Youth Services	721,881	815,418	828,231	799,073	770,202	742,120	636,438	596,132	570,753	569,657
General Assistance	473,584	553,390	546,815	568,956	481,121	462,949	325,151	338,243	310,851	335,376
Community Mental Health	1,361,348	1,579,726	1,578,994	1,580,127	1,641,628	1,674,591	1,746,483	1,648,531	1,367,224	1,462,959
Total Governmental Activities Expenses	5,696,936	6,086,752	6,095,199	6,340,970	6,513,037	6,612,365	6,454,759	6,588,090	5,950,540	6,403,104
TOTAL PRIMARY GOVERNMENT EXPENSES	\$ 5,696,936	\$ 6,086,752	\$ 6,095,199	\$ 6,340,970	\$ 6,513,037	\$ 6,612,365	\$ 6,454,759	\$ 6,588,090	\$ 5,950,540	\$ 6,403,104
PROGRAM REVENUES										
Governmental Activities										
Charges for Services										
General Government	\$ 17,015	\$ 14,118	\$ 12,985	\$ 14,894	\$ 14,302	\$ 12,643	\$ 11,474	\$ 8,615	\$ 1,716	\$ 11,024
Senior Services	224,821	233,944	228,157	227,165	226,680	229,610	235,618	85,997	50,414	33,355
Youth Services	209,613	269,714	259,225	285,470	252,446	242,759	254,153	188,432	208,500	148,455
Community Mental Health	-	-	-	-	-	-	-	45,789	44,000	39,809
Operating Grants										
General Government	-	-	-	-	-	-	67,246	-	148,434	151,150
Senior Services	847,064	844,854	900,044	901,558	741,047	807,791	778,927	1,209,911	1,152,030	1,174,381
Youth Services	-	-	-	-	-	-	-	-	-	36,318
General Assistance	7,884	243	23,999	15,801	42,456	26,885	9,903	20,680	34,142	13,787
Community Mental Health	31,384	18,258	9,580	62,321	97,693	258,514	-	-	-	5,892
Total Governmental Activities Program Revenues	1,337,781	1,381,131	1,433,990	1,507,209	1,374,624	1,578,202	1,357,321	1,559,424	1,639,236	1,614,171
TOTAL PRIMARY GOVERNMENT PROGRAM REVENUES	\$ 1,337,781	\$ 1,381,131	\$ 1,433,990	\$ 1,507,209	\$ 1,374,624	\$ 1,578,202	\$ 1,357,321	\$ 1,559,424	\$ 1,639,236	\$ 1,614,171
NET (EXPENSE) REVENUE										
Governmental Activities	\$ (4,359,155)	\$ (4,705,621)	\$ (4,661,209)	\$ (4,833,761)	\$ (5,138,413)	\$ (5,034,163)	\$ (5,097,438)	\$ (5,028,666)	\$ (4,311,304)	\$ (4,788,933)
TOTAL PRIMARY GOVERNMENT NET (EXPENSE) REVENUE	\$ (4,359,155)	\$ (4,705,621)	\$ (4,661,209)	\$ (4,833,761)	\$ (5,138,413)	\$ (5,034,163)	\$ (5,097,438)	\$ (5,028,666)	\$ (4,311,304)	\$ (4,788,933)

Fiscal Year	2013	2014	2015	2016	2017	2018	2019	2020	2021	2022
GENERAL REVENUES AND OTHER										
CHANGES IN NET POSITION										
Governmental Activities										
Taxes										
Property	\$ 4,161,228	\$ 4,342,591	\$ 4,385,400	\$ 4,475,041	\$ 4,664,920	\$ 4,652,811	\$ 4,729,221	\$ 4,874,381	\$ 5,125,819	\$ 5,368,754
Intergovernmental										
Personal Property Replacement	97,119	111,338	106,365	104,156	110,539	116,129	95,116	128,459	114,780	256,605
Tax Increment Financing	91,823	75,407	108,749	-	147,736	130,278	164,357	210,276	-	-
Investment Income	14,908	14,289	(87,190)	15,380	31,447	55,996	96,032	108,417	33,486	691
Gain on Disposal of Capital Assets	-	16,742	-	-	-	-	-	-	-	-
Miscellaneous	3,372	611	1,308	1,501	1,151	17,234	155,058	75,581	15,390	13,052
Total Governmental Activities	4,368,450	4,560,978	4,514,632	4,596,078	4,955,793	4,972,448	5,239,784	5,397,114	5,289,475	5,639,102
TOTAL PRIMARY GOVERNMENT	\$ 4,368,450	\$ 4,560,978	\$ 4,514,632	\$ 4,596,078	\$ 4,955,793	\$ 4,972,448	\$ 5,239,784	\$ 5,397,114	\$ 5,289,475	\$ 5,639,102
CHANGE IN NET POSITION										
Governmental Activities										
	\$ 9,295	\$ (144,643)	\$ (146,577)	\$ (237,683)	\$ (182,620)	\$ (61,715)	\$ 142,346	\$ 368,448	\$ 978,171	\$ 850,169
TOTAL PRIMARY GOVERNMENT	\$ 9,295	\$ (144,643)	\$ (146,577)	\$ (237,683)	\$ (182,620)	\$ (61,715)	\$ 142,346	\$ 368,448	\$ 978,171	\$ 850,169
CHANGE IN NET POSITION	\$ 9,295	\$ (144,643)	\$ (146,577)	\$ (237,683)	\$ (182,620)	\$ (61,715)	\$ 142,346	\$ 368,448	\$ 978,171	\$ 850,169

Data Source

Audited Financial Statements

OAK PARK TOWNSHIP, ILLINOIS

FUND BALANCES OF GOVERNMENTAL FUNDS

Last Ten Fiscal Years

Fiscal Year	2013	2014	2015	2016	2017	2018	2019	2020	2021	2022
GENERAL FUND										
Nonspendable										
Prepaid Items	\$ -	\$ 3,150	\$ 9,655	\$ -	\$ 2,021	\$ -	\$ -	\$ 1,567	\$ -	\$ -
Assigned for										
Capital Improvements	-	-	-	10,000	52,500	32,000	32,000	30,000	30,000	-
Capital Improvements - Senior Facilities	-	-	-	-	-	-	-	-	-	-
Capital Improvements and Renovations	-	55,000	80,000	115,000	35,000	30,000	32,000	85,400	85,400	770,000
Vehicles	-	-	-	-	-	127,500	52,500	52,500	52,500	85,000
Vehicle Replacement - Senior Services	80,000	-	-	-	-	-	-	-	-	-
Technology Improvements - Town and Senior Services	15,000	15,000	10,000	25,000	12,500	12,500	27,500	82,500	82,500	95,000
Capital Improvements - Sustainability	-	-	-	-	-	-	-	-	-	-
Unassigned	1,217,822	1,294,244	1,453,314	1,587,896	1,677,592	1,652,310	1,727,591	2,080,075	2,730,111	2,625,670
TOTAL GENERAL FUND	\$ 1,312,822	\$ 1,367,394	\$ 1,552,969	\$ 1,737,896	\$ 1,779,613	\$ 1,854,310	\$ 1,871,591	\$ 2,332,042	\$ 2,980,511	\$ 3,575,670
OTHER GOVERNMENTAL FUNDS										
General Assistance Fund										
Nonspendable										
Prepaid Items	\$ -	\$ -	\$ 554	\$ -	\$ 22,590	\$ -	\$ -	\$ 182	\$ 8,826	\$ -
Restricted for										
Retirement	-	-	-	-	-	-	-	-	-	-
General Assistance	415,554	340,878	284,579	213,069	268,782	368,629	555,543	780,229	628,308	403,957
Total General Assistance Fund	415,554	340,878	285,133	213,069	291,372	368,629	555,543	780,411	637,134	403,957
Community Mental Health Fund										
Nonspendable										
Prepaid Items	2,431	470	3,962	-	2,151	-	1,989	2,699	2,110	802,691
Restricted for										
Community Mental Health	1,530,338	1,527,550	1,442,587	1,326,388	1,307,424	1,226,168	1,129,595	1,122,994	525,059	526,303
Assigned for										
Capital Improvements	-	-	-	-	-	-	-	-	-	5,000
Park District Agreement	-	-	-	-	-	-	-	-	800,000	200,000
Total Community Mental Health Fund	1,532,769	1,528,020	1,446,549	1,326,388	1,309,575	1,226,168	1,131,584	1,125,693	1,327,169	1,533,994
TOTAL OTHER GOVERNMENTAL FUNDS	\$ 1,948,323	\$ 1,868,898	\$ 1,731,682	\$ 1,539,457	\$ 1,600,947	\$ 1,594,797	\$ 1,687,127	\$ 1,906,104	\$ 1,964,303	\$ 1,937,951
TOTAL TOWNSHIP	\$ 3,261,145	\$ 3,236,292	\$ 3,284,651	\$ 3,277,353	\$ 3,380,560	\$ 3,449,107	\$ 3,558,718	\$ 4,238,146	\$ 4,944,814	\$ 5,513,621

Data Source

Audited Financial Statements

OAK PARK TOWNSHIP, ILLINOIS

CHANGES IN FUND BALANCES OF GOVERNMENTAL FUNDS

Last Ten Fiscal Years

Fiscal Year	2013	2014	2015	2016	2017	2018	2019	2020	2021	2022
REVENUES										
Taxes	\$ 4,350,170	\$ 4,529,336	\$ 4,600,514	\$ 4,579,197	\$ 4,923,195	\$ 4,899,218	\$ 4,988,694	\$ 4,874,381	\$ 5,125,819	\$ 5,368,754
Investment Income	14,908	14,289	(87,190)	15,380	31,448	55,996	96,032	108,417	33,486	691
Intergovernmental	1,236,427	1,275,425	1,341,474	1,408,490	1,278,800	1,488,360	1,260,816	1,803,547	1,701,686	1,811,504
Charges for Services	101,354	105,706	92,516	98,719	95,823	89,842	96,505	94,612	52,330	59,272
Miscellaneous	3,372	611	1,308	1,501	1,151	17,234	155,058	75,581	15,390	13,052
Total Revenues	5,706,231	5,925,367	5,948,622	6,103,287	6,330,417	6,550,650	6,597,105	6,956,538	6,928,711	7,253,273
EXPENDITURES										
General Government	727,143	694,922	701,681	801,435	888,750	1,105,545	1,233,669	1,063,751	1,191,731	1,202,117
Senior Services	2,259,680	2,253,938	2,232,267	2,261,674	2,368,469	2,411,444	2,508,672	2,649,423	2,653,783	2,881,885
Youth Services	725,721	810,132	823,470	791,686	733,113	730,242	682,049	587,155	605,047	647,612
General Assistance	473,501	552,745	547,354	560,756	465,733	449,814	336,304	331,849	327,007	365,966
Community Mental Health	1,365,498	1,576,340	1,582,918	1,637,250	1,614,036	1,678,775	1,674,385	1,624,289	1,389,698	1,500,205
Capital Outlay	547,235	65,043	12,573	57,784	157,109	106,283	52,415	20,643	54,777	86,681
Total Expenditures	6,098,778	5,953,120	5,900,263	6,110,585	6,227,210	6,482,103	6,487,494	6,277,110	6,222,043	6,684,466
EXCESS (DEFICIENCY) OF REVENUES OVER EXPENDITURES	(392,547)	(27,753)	48,359	(7,298)	103,207	68,547	109,611	679,428	706,668	568,807
OTHER FINANCING SOURCES (USES)										
Proceeds from Sale of Capital Assets	-	2,900	-	-	-	-	-	-	-	-
Total Other Financing Sources (Uses)	-	2,900	-	-	-	-	-	-	-	-
NET CHANGE IN FUND BALANCES	\$ (392,547)	\$ (24,853)	\$ 48,359	\$ (7,298)	\$ 103,207	\$ 68,547	\$ 109,611	\$ 679,428	\$ 706,668	\$ 568,807

Data Source

Audited Financial Statements

OAK PARK TOWNSHIP, ILLINOIS

ASSESSED VALUE AND ACTUAL VALUE OF TAXABLE PROPERTY

Last Ten Levy Years

Levy Year	Residential Property	Commercial Property	Industrial Property	Railroad Property	Total Taxable Assessed Value	Total Direct Tax Rate	Estimated Actual Taxable Value	Estimated Actual Taxable Value
2012	\$ 1,268,623,126	\$ 152,355,629	\$ 48,602,242	\$ 581,655	\$ 1,470,162,652	0.297	\$ 4,410,487,956	33.333%
2013	1,177,616,951	147,197,290	43,727,696	674,123	1,369,216,060	0.327	4,107,648,180	33.333%
2014	1,245,449,945	130,674,617	6,194,369	686,942	1,383,005,873	0.331	4,149,017,619	33.333%
2015	1,199,866,188	127,872,693	5,900,388	802,244	1,334,441,513	0.347	4,003,324,539	33.333%
2016	1,246,938,421	132,519,945	6,391,541	803,610	1,386,653,517	0.338	4,159,960,551	33.333%
2017	1,500,233,150	148,386,046	6,349,852	807,105	1,655,776,153	0.292	4,967,328,459	33.333%
2018	1,473,432,326	147,481,387	6,425,790	862,773	1,628,202,276	0.312	4,884,606,828	33.333%
2019	1,473,432,236	211,679,487	6,395,649	964,045	1,692,471,417	0.310	5,077,414,251	33.333%
2020	1,761,316,839	259,336,341	7,018,010	1,010,788	2,028,681,978	0.271	6,086,045,934	33.333%
2021	1,624,877,193	238,164,665	6,097,094	1,010,788	1,870,149,740	0.298	5,610,449,220	33.333%

Notes: Property in Oak Park is reassessed each year. Property is assessed at 33% of actual value.

Assessed values are established by Cook County.

First the assessor determines the market value and then property is grouped according to use.

Each group is then taxed at the following percentages of market value.

Single Family and Apartments (Six Units or Less)	10%
Unimproved	10%
Not-For-Profit	25%
Apartment Buildings (Over Six Units)	16%
Industrial	25%
Commercial	25%

Data Source

Cook County Clerk

OAK PARK TOWNSHIP, ILLINOIS

PROPERTY TAX RATES - DIRECT AND OVERLAPPING GOVERNMENTS

Last Ten Levy Years

Tax Levy Year	2012	2013	2014	2015	2016	2017	2018	2019	2020	2021
Tax Rates*										
TOWNSHIP DIRECT RATES										
Town	0.164	0.183	0.188	0.199	0.195	0.171	0.185	0.208	0.183	0.201
General Assistance	0.032	0.035	0.035	0.036	0.035	0.030	0.032	0.009	0.007	0.008
Mental Health	0.101	0.109	0.108	0.112	0.108	0.091	0.095	0.093	0.081	0.089
Total Direct Rates	0.297	0.327	0.331	0.347	0.338	0.292	0.312	0.310	0.271	0.298
OVERLAPPING RATES										
Village of Oak Park	1.563	1.799	1.841	2.062	2.257	1.996	2.137	2.071	1.780	1.989
Oak Park Public Library	0.641	0.715	0.739	0.750	0.647	0.565	0.609	0.630	0.481	0.537
Cook County	0.531	0.560	0.568	0.552	0.533	0.496	0.489	0.454	0.453	0.446
Forest Preserve Districts	0.063	0.069	0.069	0.069	0.063	0.062	0.060	0.059	0.058	0.058
Consolidated Elections	0.000	0.031	0.000	0.034	0.000	0.031	0.000	0.030	0.000	0.019
Suburban TB Sanitarium	0.000	0.000	0.000	0.000	0.000	0.000	0.000	0.000	0.000	0.000
Metro Water Reclamation District	0.370	0.417	0.430	0.426	0.406	0.402	0.396	0.389	0.378	0.382
Des Plaines Valley Mosquito District	0.015	0.016	0.016	0.017	0.017	0.015	0.015	0.014	0.012	0.014
School Districts	7.537	7.658	7.663	8.583	9.443	7.768	8.064	8.572	7.360	8.129
Park District	0.579	0.633	0.639	0.674	0.654	0.564	0.604	0.628	0.532	0.590
Total Overlapping Rates	11.299	11.898	11.965	13.167	14.020	11.899	12.374	12.847	11.054	12.164
TOTAL DIRECT AND OVERLAPPING RATES	11.596	12.225	12.296	13.514	14.358	12.191	12.686	13.157	11.325	12.462

*Property tax rates are per \$100 of assessed valuation.

Data Source

Cook County Clerk

OAK PARK TOWNSHIP, ILLINOIS

PROPERTY TAX LEVIES AND COLLECTIONS

Last Ten Levy Years and Corresponding Fiscal Year

Levy Year	Fiscal Year*	Tax Levied	Collected prior to the Fiscal Year of the Levy		Collected within the Fiscal Year of the Levy		Net Collections in Subsequent Years	Total Net Collections to Date	
			Amount	Percentage of Levy	Amount	Percentage of Levy		Amount	Percentage of Levy
2011	2013	\$ 4,152,857	\$ 2,053,505	49.45%	\$ 2,087,432	50.26%	\$ 21,199	\$ 4,162,136	100.22%
2012	2014	4,363,379	2,137,773	48.99%	2,209,870	50.65%	13,246	4,360,889	99.94%
2013	2015	4,453,711	2,198,259	49.36%	2,173,897	48.81%	12,023	4,384,179	98.44%
2014	2016	4,566,883	2,219,343	48.60%	2,243,676	49.13%	13,182	4,476,201	98.01%
2015	2017	4,646,416	2,354,553	50.67%	2,297,184	49.44%	13,973	4,665,710	100.42%
2016	2018	4,699,970	2,279,575	48.50%	2,554,707	54.36%	16,954	4,834,282	102.86%
2017	2019	4,936,398	2,472,614	50.09%	2,430,021	49.23%	-	4,902,635	99.32%
2018	2020	5,222,170	2,496,918	52.27%	2,481,180	47.51%	4,527	4,982,625	95.41%
2019	2021	5,367,532	2,729,589	46.62%	2,430,479	46.32%	18,142	5,178,210	96.47%
2020	2022	5,544,241	2,502,124	45.13%	2,943,010	0.00%	20,412	5,465,546	98.58%

*Township fiscal year is April 1 to March 31.

N/A - Information is not available.

Notes: Property in Oak Park is reassessed every three years. Property is assessed at 33% of actual value.

Certain years contain over 100% collections as the Township does not have records to allocate to prior levy years.

Data Sources

Cook County Clerk
Oak Park Township ACFR

OAK PARK TOWNSHIP, ILLINOIS

PRINCIPAL PROPERTY TAXPAYERS

Current and Nine Years Ago

Name of Company	2020			2011		
	Rank	Assessed Value	Percentage of Total Assessed Valuation	Rank	Assessed Value	Percentage of Total Assessed Valuation
MCREF Oak Park LLC	1	\$ 15,642,951	0.77%			
MacNeal Hospital	2	14,570,883	0.72%			
Albion Residential	3	11,060,175	0.55%			
Ryan LLC	4	10,954,693	0.54%			
HTA Rush LLC	5	10,933,911	0.54%			
LMV Oak Park REIT Trust	6	10,532,531	0.52%			
Simeon Daskalov	7	5,382,965	0.27%			
Oak Park Place Apartments	8	4,884,547	0.24%			
OP Office Partners LLC	9	4,835,100	0.24%			
Pacific Management	10	3,806,984	0.19%			
Village of Oak Park				1	\$ 5,154,989	0.32%
Maple AV MED				2	4,940,561	0.31%
Greenplan Property Management Inc.				3	4,095,247	0.26%
Oak Park Residences Corp.				4	2,993,438	0.19%
The Taxman Corp.				5	2,779,075	0.17%
HCP AM Illinois LLC				6	2,528,608	0.16%
Aimco				7	2,489,608	0.16%
1120 Club				8	2,262,668	0.14%
Shaker and Associates				9	2,185,185	0.14%
R.P. Fox & Assoc.				10	2,077,835	0.13%
		<u>\$ 92,604,740</u>	<u>4.58%</u>		<u>\$ 31,507,214</u>	<u>1.98%</u>

Note: Every effort has been made to seek out and report the largest taxpayers. However, many of the taxpayers listed contain multiple parcels and it is possible that some parcels and their valuations have been overlooked.

Data Sources

Office of the Cook County Clerk
Village of Oak Park

OAK PARK TOWNSHIP, ILLINOIS

DIRECT AND OVERLAPPING GOVERNMENTAL ACTIVITIES DEBT

March 31, 2022

Governmental Unit	Net Outstanding Debt	(1) Percentage of Debt Applicable to Township	Estimated Share of Overlapping Debt
Oak Park Township	\$ -	100.00%	\$ -
Village of Oak Park	73,804,789	100.00%	73,804,789
School District #97	48,245,000	100.00%	48,245,000
Park District of Oak Park	17,660,000	100.00%	17,660,000
Metropolitan Water Reclamation District	2,694,934,289	1.19%	32,069,718
Community College District 504	44,887,400	18.63%	8,362,523
Cook County	2,663,661,751	1.17%	31,164,842
Cook County Forest Preserve	<u>125,285,000</u>	1.17%	<u>1,465,835</u>
Total Overlapping Debt	<u>5,668,478,229</u>		<u>212,772,707</u>
TOTAL DIRECT AND OVERLAPPING DEBT	<u><u>\$ 5,668,478,229</u></u>		<u><u>\$ 212,772,707</u></u>

(1) The percentage of overlapping debt applicable is estimated by determining the portion of the Township's taxable value that is within the government's boundaries and dividing it by the overlapping government's total taxable assessed value.

Note: Overlapping governments are those that coincide, at least in part, with the geographic boundaries of the Township. This schedule estimates the portion of the outstanding debt of those overlapping governments that is borne by the residents and businesses of Oak Park. This process recognized that, when considering the government's ability to issue and repay long-term debt, the entire debt burden borne by the residents and businesses should be taken into account. However, this does not imply that every tax payer is a resident and, therefore, responsible for repaying the debt, of each overlapping government.

Data Sources

Village of Oak Park - Outstanding general obligation principal as of December 31, 2020.

OAK PARK TOWNSHIP, ILLINOIS

LEGAL DEBT MARGIN

Last Ten Levy Years and Corresponding Fiscal Year

Levy Year	2012	2013	2014	2015	2016	2017	2018	2019	2020	2021
Fiscal Year	2013	2014	2015	2016	2017	2018	2019	2020	2021	2022
Equalized Assessed Valuation	\$ 674,123	\$ 686,942	\$ 1,383,005,873	\$ 1,334,441,513	\$ 1,386,653,517	\$ 1,394,878,588	\$ 1,592,506,276	\$ 1,692,471,417	\$ 2,028,681,978	\$ 1,870,149,740
Statutory Debt Limitation: 2.875% of Assessed Valuation	\$ 19,381	\$ 19,750	\$ 39,761,419	\$ 38,365,193	\$ 39,866,289	\$ 40,102,759	\$ 45,784,555	\$ 48,658,553	\$ 58,324,607	\$ 53,766,805

The Township has no debt.

The Local Government Debt Limitation Act 50 ILCS 405/1 (the Act) governs the debt limit of the Township. The Act sets the limit of debt for the Township, including existing indebtedness at 2.875% on the value of the taxable property within the Township. The value of taxable property is ascertained by the last assessment for state and county taxes.

Data Source

Cook County Clerk

OAK PARK TOWNSHIP, ILLINOIS

DEMOGRAPHIC AND ECONOMIC INFORMATION

Last Ten Calendar Years and Corresponding Fiscal Years

Calendar Year	Fiscal Year	(1,3) Median Age	(1,2,3,4,5,6,7) Population	(1,2,3) Personal Income	(1,3,4,6) Per Capita Income	(8,9) Unemployment Rate
2012	2013	38.90	51,942	\$ 2,388,812,580	\$ 45,990	6.60%
2013	2014	38.90	52,066	2,415,133,476	46,386	5.50%
2014	2015	38.90	52,066	2,415,133,476	46,386	4.80%
2015	2016	38.90	52,287	2,487,449,451	47,573	4.90%
2016	2017	38.90	51,774	2,463,044,502	47,573	4.30%
2017	2018	38.90	52,261	2,595,490,304	49,664	4.10%
2018	2019	38.90	52,265	2,712,030,850	51,890	2.90%
2019	2020	38.90	51,878	2,467,992,094	47,575	3.00%
2020	2021	38.90	51,878	2,467,992,094	47,575	6.50%
2021	2022	38.90	54,583	3,245,226,952	60,973	3.50%

Data Sources

- (1) 2000 U.S. Census Bureau
- (2) 2006 U.S. Census Bureau Estimate
- (3) 2010 U.S. Census Bureau
- (4) 2011 U.S. Census Bureau Estimate
- (5) 2012 U.S. Census Bureau Estimate
- (6) 2013 U.S. Census Bureau Estimate
- (7) 2016 U.S. Census Bureau Estimate
- (8) U.S. Bureaus of Labor Statistics
- (9) Illinois Department of Employment Security

OAK PARK TOWNSHIP, ILLINOIS

PRINCIPAL EMPLOYERS

Current Year and Nine Years Ago

Employer	2021*			2012		
	Employees	Rank	Percentage of Oak Park Population	Employees	Rank	Percentage of Oak Park Population
West Suburban Hospital Medical Center	1,000	1	1.83%	1,500	1	2.89%
Rush Oak Park Hospital	816	2	1.49%	816	2	1.57%
School District #97	600	3	1.10%	763	3	1.47%
School District #200	420	4	0.77%	474	4	0.91%
Village of Oak Park	369	5	0.68%	365	5	0.70%
Brightstar Care	150	6	0.27%	N/A	N/A	N/A
Aria Group Architects	125	7	0.23%	N/A	N/A	N/A
Citizens RX	100	8	0.18%	200	6	0.39%
Baird & Warner	90	9	0.16%	N/A	N/A	N/A
Focuscope Inc.	80	10	0.15%	N/A	N/A	N/A
Hepzibah Children's Association	N/A	N/A	N/A	143	7	0.28%
Fenwick High School	N/A	N/A	N/A	120	8	0.23%
US Bank	N/A	N/A	N/A	93	9	0.18%
Pioneer Press	N/A	N/A	N/A	71	10	0.14%
TOTAL	3,750		6.86%	4,545		8.76%

*Most recent information available

N/A - Information not available

Data Sources

Oak Park Development Corporation

Village of Oak Park

OAK PARK TOWNSHIP, ILLINOIS

FULL-TIME EQUIVALENT EMPLOYEES

Last Ten Fiscal Years

Function/Program	2013	2014	2015	2016	2017	2018	2019	2020	2021	2022
GENERAL GOVERNMENT										
Administration	4.090	3.945	4.140	4.975	5.240	5.670	5.365	5.940	6.750	6.500
Clerk	0.010	0.010	0.010	0.005	0.004	0.500	0.010	0.010	0.010	0.100
Assessor	1.150	1.150	1.400	1.100	1.360	2.000	1.100	1.100	1.100	1.100
Building Services	1.000	0.850	0.850	0.700	0.834	1.000	0.950	0.500	0.500	1.000
TOTAL GENERAL GOVERNMENT	6.250	5.955	6.400	6.780	7.438	9.170	7.425	7.550	8.360	8.700
SENIOR SERVICES										
Administration	6.950	6.950	6.950	6.950	6.950	5.330	7.200	14.388	5.745	5.745
Food Service Workers	3.700	3.700	3.700	4.013	4.638	4.000	4.450	2.188	5.305	5.305
Bus Drivers	3.800	3.800	3.800	3.800	3.500	3.420	3.860	3.500	4.600	4.600
Case Managers	11.625	11.625	12.000	12.000	12.000	11.920	12.000	8.000	12.300	12.100
Building Services	0.500	0.425	0.425	0.270	0.270	0.000	0.500	0.375	0.500	0.500
TOTAL SENIOR SERVICES	26.575	26.500	26.875	27.033	27.358	24.670	28.010	28.451	28.450	28.250
YOUTH SERVICES										
Administration	2.000	2.000	2.000	2.000	2.000	2.000	2.000	1.000	3.450	2.000
Interventionist	3.000	3.000	3.000	3.000	3.000	2.920	2.750	3.500	2.000	3.000
Advocacy	0.550	0.775	1.225	0.225	0.225	0.000	0.225	0.230	0.225	1.000
TOTAL YOUTH SERVICES	5.550	5.775	6.225	5.225	5.225	4.920	4.975	4.730	5.675	6.000
GENERAL ASSISTANCE										
	2.450	2.570	2.570	2.700	2.035	2.000	1.725	1.650	1.750	1.750
COMMUNITY MENTAL HEALTH										
Administration	2.000	2.000	2.000	2.000	2.000	2.170	2.450	2.450	2.450	2.450
TOTAL COMMUNITY MENTAL HEALTH	2.000	2.000	2.000	2.000	2.000	2.170	2.450	2.450	2.450	2.450
TOTAL TOWNSHIP	42.825	42.800	44.070	43.738	44.056	42.930	44.585	44.831	46.685	47.150

Data Source

Township Personnel Information

OAK PARK TOWNSHIP, ILLINOIS

OPERATING INDICATORS

Last Ten Fiscal Years

Fiscal Year	2013	2014	2015	2016	2017	2018	2019	2020	2021	2022
GENERAL GOVERNMENT										
Administration										
Voters Registered to Vote	59	229	44	40	49	62	25	7	5	0
Employee Orientations	N/A	4	4	1	6	10	8	5	9	16
Assessor - Tax Appeals Filed	1,498	1,929	2,514	3,593	1,092	3,418	1,149	2,293	1,800	1,364
Building Services - Building Repairs	N/A	N/A	N/A	N/A	12	7	44	104	72	63
REVISED GENERAL GOVERNMENT										
	FY13		FY14		FY15		FY16		FY17	
Revision of Personnel Policies	Continue Transition to Have Employees Pay 15% of Medical Insurance Premiums.		Continue Transition to Have Employees Pay 15% of Medical Insurance Premiums. Begin Process to Revise Personnel Policies - to be Completed in FY15.		Continued Process to Revise Personnel Policies to be Completed in FY16.		Review with Attorney Personnel Policies - Process to be Completed in FY17. Set Up Schedule for Staff-Wide Training in Regards to Personnel Policies and Procedures.		An Employee Satisfaction and Engagement Survey was Conducted and a Consultant was These Above Efforts Will Lay the Ground Work for the Update of the Township Personnel Policy	
Clerk - Maintain Efficient Records System	System of Record Keeping Maintained.		System of Record Keeping Maintained.		System of Record Keeping Maintained.		System of Record Keeping Maintained.		System of Record Keeping Maintained.	
Building Services - Safe and Clean Facility	No Accidents, No Injuries and No Complaints Received on Cleanliness.		2 Accidents, 1 Injury and No Complaints Received on Cleanliness.		1 Accident, No Injuries and Outsourced Janitorial Services for Both Buildings.		1 Accident, No Injuries and No Complaints Received on Cleanliness at Either Building.		2 Accidents, No Major Injuries and No Complaints Received on Cleanliness at Either Building.	
Risk Management - Emergency Planning	Fire and Severe Weather Procedures Tested and Followed.		Fire Procedures Tested and Followed.		Fire and Weather Procedures Tested and Followed. Begin Outline of Emergency Plan.		Fire and Weather Procedures Tested and Followed. Created One Page Emergency Work Place Plan.		Fire and severe weather procedures tested and followed.	
REVISED GENERAL GOVERNMENT										
	FY18		FY19		FY20		FY21		FY22	
Revision of Personnel Policies	Review with attorney personnel policies-process to be completed in FY 18. An HR coordinator was hired to alleviate the process.		Board will adopt an updated personnel manual in FY19.		Board adopted an updated Personnel Policy Manual effective FY20.		Board adopted additional workplace policies during the year, and management provided training and updated the manual.		Board adopted workplace policies related to the year, and management provided training and updated the manual.	
	These Above Efforts Will Lay the Ground Work for the Update of the Township Personnel Policy Manual in FY19.		Human resources staff and the Manager will develop orientation and training programs to reinforce the application of the Personnel Policy Manual.		Restructured and set goals for the human resources function.		Increased the number of staff sharing HR functions by shifting responsibilities to increase responsiveness and timeliness.		HR Staff continued training and working with the Culture and Climate action planning to improve DEI efforts throughout the organization.	
Clerk - Maintain Efficient Records System	System of Record Keeping Maintained.		System of Record Keeping Maintained.		System of Record Keeping Maintained.		The Clerk has maintained an efficient system of record keeping		The Clerk has maintained an efficient system of record keeping	
Building Services - Safe and Clean Facility	3 Accidents, No Major Injuries and No Complaints Received on Cleanliness at Either Building.		0 accidents, no major injuries, and no complaints received on cleanliness at either building		0 accidents, no major injuries, and no complaints received on cleanliness at either building		During the COVID-19 pandemic facilities staff made many adjustments and installations to		Continued adjustments for COVID-19 pandemic to protect the health, safety, and physical well-being of	
Risk Management - Emergency Planning	Fire and severe weather procedures tested and followed.		Fire and severe weather procedures tested and followed.		Fire and severe weather procedures tested and followed.		Fire and severe weather procedures tested and followed. New alarm systems installed at both buidlings with new montioring providser contracts.		Fire and severe weather procedures tested and followed. Added more exterior surveillance on-site.	

Fiscal Year	2013	2014	2015	2016	2017	2018	2019	2020	2021	2022
SENIOR SERVICES										
Information and Assistance Referrals	9,146	10,401	12,427	12,678	13,353	12,519	11,400	12,744	22,602	13,109
Dining Programs										
Congregate Lunches Served	14,560	15,518	14,219	14,573	17,054	16,765	14,583	14,475	22,010*	19,646*
Home Delivered Meals	35,881	38,422	38,501	38,257	41,235	41,008	43,177	46,245	117,074	63,820
Dine Out Coupons Used	3,239	2,747	2,786	2,764	2,570	2,976	2,902	2,562	999	557
Case Management Hours	11,931	12,478	12,571	12,015	11,927	11,614	6,447	10,715	10,938	10,176
Transportation - Bus Trips	39,856	39,578	38,802	38,555	21,710	18,719	20,132	25,294	4,381	8,165
									* To Go Meals	* To Go Meals

REVISED SENIOR SERVICES	FY13	FY14	FY15	FY16	FY17
Educating Seniors and Linking them to Services	99% of Seniors were Given Accurate and Appropriate Referrals.	99% of Seniors were Given Accurate and Appropriate Referrals.	99% of Seniors were Given Accurate and Appropriate Referrals.	98% of Seniors were Given Accurate and Appropriate Referrals.	98% of Seniors were Given Accurate and Appropriate Referrals.
Provide Services that Promote Independent Living	98% of Clients Receiving Services Maintain Independent Living.	98% of Clients Receiving Services Maintain Independent Living.	98% of Clients Receiving Services Maintain Independent Living.	96% of Clients Receiving Services Maintain Independent Living.	97% of Clients Receiving Services Maintain Independent Living.
Provide Access to Transportation for Seniors	90% of Rides Provided Enhanced Quality of Life.	91% of Rides Provided Enhanced Quality of Life.	92% of Rides Provided Enhanced Quality of Life.	90% of Rides Provided Enhanced Quality of Life.	92% of Rides Provided Enhanced Quality of Life.

REVISED SENIOR SERVICES	FY18	FY19	FY20	FY21	FY22
Educating Seniors and Linking them to Services	98% of Seniors were Given Accurate and Appropriate Referrals.	97% of Seniors were Given Accurate and Appropriate Referrals.	98% of seniors were given accurate and appropriate referrals.	98% of seniors were given accurate and appropriate referrals.	98% of seniors were given accurate and appropriate referrals.
Provide Services that Promote Independent Living	97% of Clients Receiving Services Maintain Independent Living.	96% of Clients Receiving Services Maintain Independent Living.	96% of clients receiving services maintain independent living.	98% of clients receiving services maintain independent living.	98% of clients receiving services maintain independent living.
Provide Access to Transportation for Services	92% of Rides Provided Enhanced Quality of Life.	93% of Rides Provided Enhanced Quality of Life.	94% of rides provided enhanced quality of life.	100% of rides provided enhanced quality of life.	100% of rides provided enhanced quality of life.

Fiscal Year	2013	2014	2015	2016	2017	2018	2019	2020	2021	2022
YOUTH SERVICES										
Administration - Programs Funded	20	24	24	24	25	19	16	18	13	13

REVISED YOUTH SERVICES	FY13	FY14	FY15	FY16	FY17
Educate Community with PSAs	None taped in FY13.	Multiple Presentations to Parents, Youths, Schools and the Public on a Variety of Youth Related Concerns.	Multiple Presentations to Parks, Staff, Police, Youth, Parents, Schools and Public on Related Youth Issues.	Presentations to New Social Worker Staff and Teams at District #200. Presentations to Park and Library Staff, Scheduled Training	Multiple Presentations to Partner Agencies (Libraries, Parks, Police, Individual Schools, Staff, Students and Parents) about Township
Increase Collaboration in the Community	Maintained and Renewed Collaborations. Partnered with Oak Park River Forest High School on Motivational Mentoring Program.	Maintained and Renewed Collaborations. Presented to Local Councils of Governments (COGS) an Intergovernmental Agreement (IGA) with 11 Tax Bodies for Renewal of Interventionist Services. Partnered with OPRF Rotary to Train 21 Peace Circle Keepers.	Presentations to the River Forest and Oak Park COGS for Update/Renewal of Agreement for Youth Intervention Program. Provide Monthly Reports and Data. Provide Weekly Updates Onsite Visits. Provide Information and Respond to Requests as Needed.	Presented to Local Councils of Governments (COGS) an Intergovernmental Agreement (IGA) with 11 Tax Bodies for Renewal of Interventionist Services. Provide Monthly Reports to all IGA Members. Piloted Cargo Peach Circles with 87 5th Graders Weekly at Bye School in Oak	Presented to Both Village Council of Governments on the Youth Interventionist Program Maintaining the Intergovernmental Agreement. 56 Families Received Intensive Case Management and over 200 Youth Received Other Services through the Program in Collaboration with 11 Taxing

OAK PARK TOWNSHIP, ILLINOIS

OPERATING INDICATORS (Continued)

Last Ten Fiscal Years

REVISED YOUTH SERVICES (Continued)

	FY18	FY19	FY20	FY21	FY22
Educate Community with PSAs	Multiple Presentations to Partner Agencies (Libraries, Parks, Police, Individual Schools, Staff, Students and Parents) about Township Services, Substance Abuse, Engaging Youth, Parent Education, Bullying, Cybersafety, etc. as Requested or in Providing Updates on Staffing and Programming. Attend Regular Meetings via Youth Network Council, Community Justice Center, Anne's House Steering Committee, etc.	Multiple presentations to partner agencies (Libraries, Parks, Police, individual schools, staff, students and parents) about Township Services, substance abuse, engaging youth, parent education, bullying, cybersafety etc. as requested or in providing updates on staffing and programming. Attend regular meetings via Youth Network Council, Community Justice Center, Anne's House Steering Committee, etc.	Multiple presentations to partner agencies (Libraries, Parks, individual schools, staff, students and parents) about Township Services, engaging youth, parent education, bullying, as requested or in providing updates on staffing and programming. Attend regular meetings via Community Justice Center, Homevisiting Taskforce, etc.	Multiple presentations to partner agencies (Libraries, Parks, individual schools, staff, students and parents) about Township Services, engaging youth, parent education, bullying, as requested or in providing updates on staffing and programming. Attend regular meetings via Community Justice Center, Homevisiting Taskforce, etc.	Multiple presentations to partner agencies (Libraries, Parks, individual schools, staff, students and parents) about Township Services, engaging youth, parent education, bullying, as requested or in providing updates on staffing and programming. Attend regular meetings via Community Justice Center, Homevisiting Taskforce, etc.
Increase Collaboration in the Community	Maintained and renewed existing collaborations. Partnered with District #97 to create a Memorandum of Understanding.	Maintained and renewed existing collaborations. Partnered with District #97 to create a Memorandum of Understanding.	Maintained and renewed existing collaborations.	Maintained and renewed existing collaborations.	Maintained and renewed existing collaborations.

Fiscal Year	2013	2014	2015	2016	2017	2018	2019	2020	2021	2022
GENERAL ASSISTANCE										
Active Unduplicated Cases	183	150	144	130	108	85	79	71	57	81
REVISED GENERAL ASSISTANCE										
	FY13	FY14	FY15	FY16	FY17	FY18	FY19	FY20	FY21	FY22
Clients Benefitting from a Network of Supportive Community Services	419	291	161	394	204	222	81	30	50	55
Residents Connected to Assistance Programs through General Assistance	N/A	N/A	200	261	121	124	165	239	258	334
Total Number of General Assistance Grants	1,130	983	960	979	826	659	480	416	432	548
Average Number of General Assistance Clients per Month	94	82	80	82	69	55	40	35	36	46
Average General Assistance Grant Amount per Month	\$ 256	\$ 329	\$ 332	\$ 340	\$ 327	\$ 388	\$ 402	\$ 390	\$ 354	\$ 361
Average General Assistance Grant per Client Based on Total Number of Active Unduplicated Cases	1,568	2,157	2,218	2,555	2,501	1,593	2,186	2,286	2,745	2,191
Fiscal Year										
	2013	2014	2015	2016	2017	2018	2019	2020	2021	2022
COMMUNITY MENTAL HEALTH										
Program or Service Evaluation	40	35	31	35	34	31	32	32	28	22

N/A - Information is not available.

Data Source

Township Records

OAK PARK TOWNSHIP, ILLINOIS

CAPITAL ASSETS STATISTICS

Last Ten Fiscal Years

Fiscal Year	2013	2014	2015	2016	2017	2018	2019	2020	2021	2022
Facilities										
Owned	2	2	2	2	2	2	2	2	2	2
Leased	1	1	1	1	1	1	1	1	1	1
Para-Transit Buses	1	1	1	1	2	3	3	3	3	3
Vehicles	1	1	1	1	1	1	1	1	1	1

Data Source

Township Records